


## Round floor boxes for power or communications

### 600 Series



600-SC

#### Features – 600 Series

- Cast iron, watertight body, fully adjustable
- Painted silver enamel inside and out for additional corrosion resistance
- Interior and exterior leveling screws permit adjustment to meet finished floor
- Shipped complete with expendable cap to prevent ingress of concrete during pour
- 3/4" threaded conduit openings are standard
- Uses P60 Series MopTite covers and carpet plate, see page C21



601



602



603



604



Cat. No.	Description	Std. Ctn.
600-SC	Cast-iron floor box 3/4" conduit tapping	4
600-1-SC	Cast-iron floor box 1" conduit tapping	4
600 1 1/4AL	Cast-iron floor box 1 1/4" conduit tapping	4
600-2-SC	Cast-iron floor box 2" conduit tapping	4
601-1/2-SC	Cast-iron floor box 1/2" conduit tapping	4
601-AL-SC	Cast-iron floor box 3/4" conduit tapping with aluminum trim ring	4
601-SC	Cast-iron floor box 3/4" conduit tapping	4
601-1-1/4	Cast-iron floor box 1 1/4" conduit tapping	4
602-SC	Cast-iron floor box 3/4" conduit tapping	4
602-AL-SC	Cast-iron floor box 3/4" conduit tapping with aluminum trim ring	4
602-1	Cast-iron floor box 1" conduit tapping	4
603-SC	Cast-iron floor box 3/4" conduit tapping	4
603-AL-SC	Cast-iron floor box 3/4" conduit tapping with aluminum trim ring	4
604-SC	Cast-iron floor box 3/4" conduit tapping	4
604-AL-SC	Cast-iron floor box 3/4" conduit tapping with aluminum trim ring	4
600-4-FL	Trim ring brass	4
600-4-FL-AL	Trim ring aluminum	4

P-60 Covers sold separately.

# Round floor boxes for power or communications

## 600 Series



- Features – 600 Series**
- Cast iron, watertight body, fully adjustable
  - Painted silver enamel inside and out for additional corrosion resistance
  - Interior and exterior leveling screws permit adjustment to meet finished floor
  - Shipped complete with expendable cap to prevent ingress of concrete during pour
  - 3/4" threaded conduit openings are standard
  - Uses P60 Series MopTite covers and carpet plate, see page C21

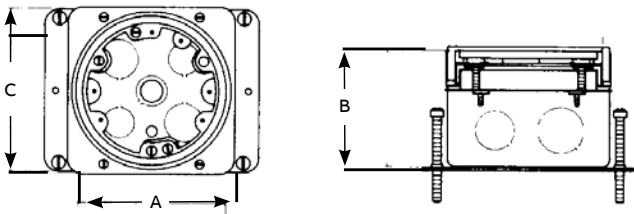
Engineering data



Cat. No.	Dimensions (in.)			Before pour adj. (in.)	After pour adj. (in.)	Maximum capacity kos (cu. in.)	Conduit hubs	Conduit KOs (in.)	
	A	B	C					Sides	Bottom
600-SC	4 1/4	4 1/4	5 1/8	2 1/2	1 5/16	64	3/4	—	—
600-1-SC	4 1/4	4 1/4	5 1/8	2 1/2	1 5/16	64	1	—	—
600-11/4AL	4 1/4	4 1/4	5 1/8	2 1/2	1 5/16	64	1 1/4	—	—
600-2-SC	4 1/4	4 1/4	5 1/8	2 1/2	1 5/16	64	2	—	—
601-SC	4 1/4	3 9/16	5 1/8	2 1/2	1 5/16	56	3/4	—	—
601-11/4	4 1/4	3 9/16	5 1/8	2 1/2	1 5/16	56	1 1/4	—	—
602-SC	4 1/4	3 1/32	4	2 1/2	1 5/16	36	3/4	—	—
602-1	4 1/4	3 1/32	4	2 1/2	1 5/16	36	3/4	—	—
603-SC	4 1/4	2 1/2	4	2 1/2	1 1/16	27	3/4	—	—
604-SC	4 1/4	2	4	1 1/2	—	15	3/4	—	—

Use P-60 Series covers and carpet plates.  
Wiring Device: Duplex, single or voice/data plates.

Diagrams



MopTite carpet plates

600 Series

- 01 P-60-3/4-2-CACP
- Polished brass finish
  - Integrated carpet plate and 3/4"-2" floor plate in one unit
  - Furnished complete with sealing gasket and 8-32 x 1" brass screws
  - 5 3/4" outside diameter



01

- 02 P-60-CP
- Polished brass finish
  - Furnished complete with 8-32 x 1" brass screws
  - For brushed aluminum, add AL after catalog number



02



03

- 03 P-60-LCP
- Translucent polycarbonate
  - Textured finish



04

- 04 P-60-CACP
- Polished-brass finish
  - Integrated carpet plate and duplex floor plate in one unit



05

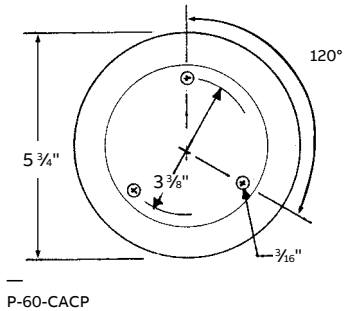
- 05 P-60-CACP-GFCI
- Furnished complete with sealing gasket and 8-32 x 1" brass screws
  - 5 3/4" outside diameter



Cat. No.	Description	Std. Ctn.
P-60-CP	Brass carpet plate, 5 11/16" diameter	4
P-60-CPAL	Aluminum carpet plate	4
P-60-LCP	Polycarbonate carpet plate, 5 3/8" diameter	4
P-60-CACP	Brass one-piece carpet cover plate	4
P-60-CACP-AL	Aluminum one-piece carpet plate	4
P-60-3/4-2-CACP	Brass one-piece carpet plate with 3/4"-2" plugs	4
P60-3/4-2-CACP-AL	Aluminum one-piece carpet plate with 3/4"-2" plugs	4
P60-CACP-GFCI	Brass one-piece carpet plate for GFCI devices	4
P60-CACP-GFCI-AL	Aluminum one-piece carpet plate for GFCI devices	4

MopTite Covers exceed UL/CSA scrubwater exclusion requirements.

Diagram



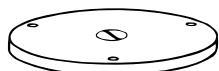
## MopTite cover plates

### 600 Series

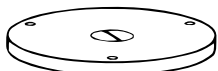
#### Features and benefits:

- Polished finish
- Furnished complete with sealing gasket and 8-32 x  $\frac{7}{16}$ " screws
- 4" outside diameter

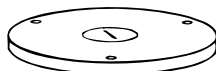
#### Diagrams



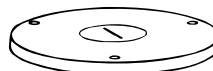
**P-60-1/2**  
1/2" N.P.S. plug size



**P-60-3/4**  
3/4" N.P.S. plug size



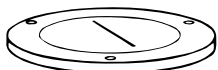
**P-60-1**  
1" N.P.S. plug size



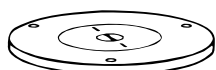
**P-60-1-1/4**



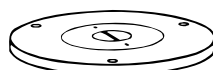
**P-60-2\***  
2" dia. plug size



**P-60-2-5/8\***  
2 5/8" dia. plug size



**P-60-1/2-2\***  
1/2" & 2" dia. plug size



**P-60-3/4-2\***  
3/4" & 2" dia. plug size



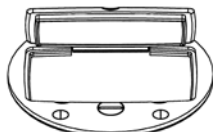
**P-60-DR\***  
Duplex liftlid



**P-60-DU\***  
Duplex 1 7/16" plugs



**P-60-DS\***  
Hinged liftlids



**P-60-GFCI\***  
GFCI liftlid



Diagram	Cat. No.	Description	Std. Ctn.
	P-60-1/2	Brass cover plate 1/2" NPS plug size	4
	P-60-1/2-AL	Aluminum cover plate 1/2" NPS plug size	4
	P-60-3/4	Brass cover plate 3/4" NPS plug size	4
	P-60-3/4-AL	Aluminum cover plate 3/4" NPS plug size	4
	P-60-1	Brass cover plate 1" NPS plug size	4
	P-60-1-AL	Aluminum cover plate 1" NPS plug size	4
	P-60-1-1/4	Brass cover plate 1 1/4" NPS plug size	4
	P-60-2	Brass cover plate 2" diameter plug size	4
	P-60-2-AL	Aluminum cover plate 2" diameter plug size	4
	P-60-2-5/8	Brass cover plate 2 5/8" diameter plug size	4
	P-60-2-5/8-AL	Aluminum cover plate 2 5/8" diameter plug size	4
	P-60-1/2-2	Brass cover plate 1/2"-2" diameter plug size	4
	P-60-3/4-2	Brass cover plate 3/4"-2" diameter plug size	4
	P-60-3/4-2-AL	Aluminum cover plate 3/4"-2" diameter plug size	4
	P-60-DR	Brass cover with duplex lift lid	4
	P-60-DS	Brass cover for duplex with individual lift lids	4
	P-60-DS-AL	Aluminum cover for duplex with individual lift lids	4
	P-60-DU	Brass cover plate with two 1 7/16" plugs for duplex	4
	P-60-DU-AL	Aluminum cover with two 1 7/16" plugs for duplex	4
	P-60-GFCI	Brass cover plate for GFCI devices	4
	P-60-GFCI-AL	Aluminum cover plate for GFCI devices	4

MopTite Covers exceed UL/CSA scrubwater exclusion requirements.

## Floor boxes for single short-strap receptacles or communications

### 78 Series

#### Service fitting application

78 Series Floor boxes provide flush service for power or communications and data. They can be used for either carpet or tile applications.

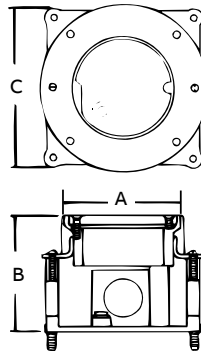
#### 78 Series – features and benefits:

- Cast iron, watertight body, semi-adjustable
- Painted silver enamel inside and out for additional corrosion resistance
- Exterior leveling screws and threaded vertical adjusting ring permit adjustment to meet finish floor
- Shipped complete with expandable cap to prevent ingress of concrete during pour
- $\frac{3}{4}$ " threaded conduit openings
- Uses P90 Series MopTite covers



78 Series

#### Diagrams



Cat. No.	Description	Std. Ctn.
78SC	Cast-iron single-gang floor box with $\frac{3}{4}$ " conduit tapping	4
78-S	Cast-iron single-gang floor box (shallow)	4

#### Engineering Data



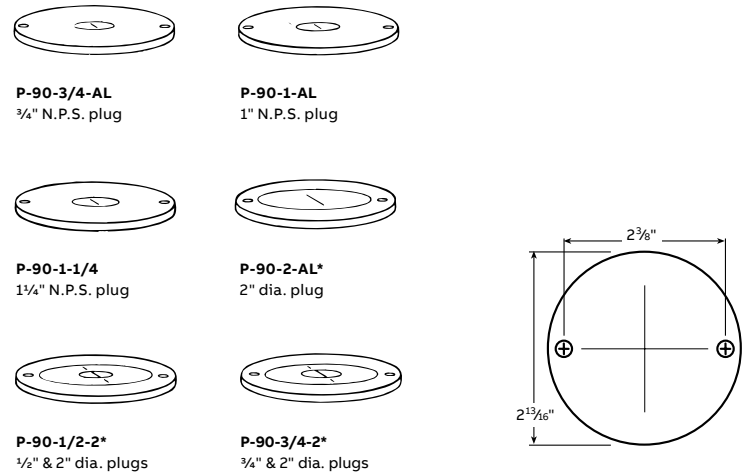
Cat. No.	Dimensions (in.)			Before pour adj. (in.)	After pour adj. (in.)	Maximum capacity (cu. in.)	Standard conduit tapping (in.)
	A	B	C				
78SC	3	$2\frac{13}{16}$	$3\frac{7}{8}$	$2\frac{1}{2}$	$\frac{3}{4}$	24	$\frac{3}{4}$
78-S	3	$2\frac{5}{8}$	$3\frac{7}{8}$	$1\frac{1}{2}$	$\frac{3}{4}$	20	$\frac{3}{4}$

Cat. No.	Maximum conduit tapping (in.)		Conduit KOs (in.)		Covers and Carpet Plates	Wiring device
	w/bushing	w/o bushing	Sides	Bottom		
78SC	$\frac{3}{4}$	1	—	—	P90 series	Sing. short, strap rec.
78-S	$\frac{3}{4}$	1	—	—	P90 series	Sing. short, strap rec.

MopTite cover plates

78 Series

Diagrams



Features and benefits:

- Polished-brass finish
- Furnished complete with sealing gasket and 6-32 x 1/2" screws
- 2 13/16" outside diameter

Cat. No.	Description	Finish	Std. Ctn.
P-90-3/4-AL	Cover plate 3/4" NPS plug	Aluminum	4
P-90-1-AL	Cover plate 1" NPS plug	Aluminum	4

MopTite Covers exceed UL/CSA watertight requirements.  
 \*Also includes steel seating plates for receptacles.

Cat. No.	Description	Finish	Std. Ctn.
P-90-1-1/4-AL	Cover plate 1 1/4" NPS plug	Aluminum	4
P-90-2-AL	Cover plate 2" UN plug	Aluminum	4
P-90-1/2-2	Cover plate 1/2" & 2" plug	Brass	4
P-90-3/4-2	Cover plate 3/4" & 2" plug	Brass	4
P-90-3/4-2-AL	Cover plate 3/4" & 2" plug	Aluminum	4



Accessories

78 Series

- 15-Amp, 125-Volt, NEMA grounding type
- Mounted on steel seating plate
- For use with 2" diameter-opening floor plate



478-G-12

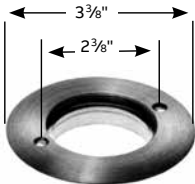


Cat. No.	Description	Std. Ctn.
478-G-12	15-Amp 125-Volt NEMA grounding receptacle	4

Carpet plate

78 Series

- Polished-brass finish
- Furnished complete with 6-32 x 1" brass flathead screws and gasket
- Threaded 2-20UN-2B to accept 694 plug
- 3 3/8" O.D. with 5/8" flange



Cat. No.	Description	Finish	Std. Ctn.
P-90-CP	Carpet plate	Brass	4

Will not accept P90 covers. Will accept 694 threaded plug, see page C115.

## Floor boxes for single short-strap receptacles or communications

### 671 and 672 Series

671 and 672 Series floor boxes provide flush service for power or communications and data.

They can be used in either wood or concrete floors and are suitable for carpet, tile or wood applications.

#### Features and benefits:

- Cast iron, watertight, non-adjustable
- Painted silver enamel inside and out for additional corrosion resistance
- **For use in wood or concrete floors**
- ½" and ¾" threaded conduit openings; uses P67 Series covers
- Cat. No. 672 is the 671 floor box with factory-mounted 15-ampere, 125-volt, NEMA grounding receptacle and P67-2 MopTite cover plate

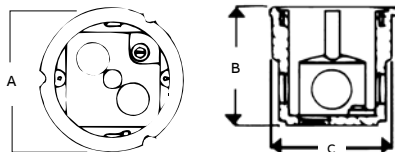


671SC



672

#### Diagrams



Cat. No.	Dimensions (in.)			Maximum capacity (cu. in.)	Standard conduit tapping	Maximum conduit tapping (in.)		Conduit KOs (in.)				Covers/ carpet plates	Wiring Device	Std. Ctn
	A	B	C			w/bushing	w/o bushing	Sides	Bottom	Sides	Bottom			
671SC	3½	3	2 <sup>31/32</sup>	13	(2)–¾"	¾	¾	(2) ½	(2) ½	(2) ¾	—	P67 Series	Sing. short strap rec	4
672	3½	3 <sup>3/16</sup>	2 <sup>31/32</sup>	13	(4)–½"	¾	¾	(2) ½	(2) ½	(2) ¾	—	P67 Series	Sing. short strap rec	4

MopTite Covers exceed UL/CSA watertight requirements.

## MopTite Plates

### 671 and 672 Series

#### Diagrams



**P-67-1/2**  
½" N.P.S. plug



**P-67-3/4**  
¾" N.P.S. plug



**P-67-1**  
1" N.P.S. plug



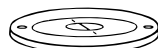
**P-67-1-1/4\***  
1¼" N.P.S. plug



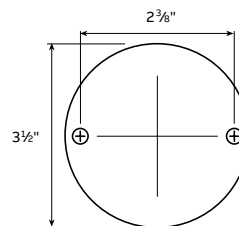
**P-67-2**  
2" dia. plug



**P-67-1/2-2\***  
½" & 2" dia. plugs



**P-67-3/4-2\***  
¾" & 2" dia. plugs



- Polished brass finish
- Furnished complete with sealing gasket and 6-32 x ½" screws
- 3½" outside diameter

\*Also includes seating plate for receptacle.



Cat. No.	Description	Finish	Std. Ctn.
P-67-1/2	Cover plate with ½" NPS plug	Brass	4
P-67-3/4	Cover plate with ¾" NPS plug	Brass	4
P-67-3/4-AL	Cover plate with ¾" NPS plug	Aluminum	4
P-67-1	Cover plate with 1" NPS plug	Brass	4
P-67-1-AL	Cover plate with 1" NPS plug	Aluminum	4

MopTite Covers exceed UL/CSA scrubwater exclusion requirements.  
For plug replacement, see page C115.

Cat. No.	Description	Finish	Std. Ctn.
P-67-1-1/4	Cover plate with 1¼" NPS plug	Brass	4
P-67-2	Cover plate with 2" UN thread plug	Brass	4
P-67-2-AL	Cover plate with 2" UN thread plug	Aluminum	4
P-67-1/2-2	Cover plate with ½" & 2" plug	Brass	4
P-67-3/4-2	Cover plate with ¾" & 2" plug	Brass	4

**Carpet plates**  
671 and 672 Series



694 Plug

- Features and benefits:**
- Polished-brass finish
  - Furnished complete with 6-32 x 1"-long brass flathead screws and gasket
  - 3 3/8" outside diameter



Cat. No.	Description	Std. Ctn.
P-90-CP	Carpet plate – Brass	4

Will not accept P-67 covers, will accept threaded plug, see page C115.

**Accessories**  
671 and 672 Series



P-67-F  
Edge ring



478-G-12  
Short strap receptacle

- Features and benefits:**
- Use brass edge ring for neat appearance when non-adjustable floor box is installed in concrete
  - Edge ring has 3 3/4" OD and adds 3/8" to floor box height
  - 15-amp, 125-volt, NEMA grounding type
  - Mounted on steel seating plate
  - For use with 2" diameter opening floor plate



Cat. No.	Description	Std. Ctn.
P-67-F	Brass edge ring for concrete	4
478-G-12	15-Amp, 125-Volt NEMA grounding receptacle	4



## Multiple-gang floor boxes for power and communications

### 640 and 840SC Series

640 and 840 Series floor boxes provide flush service for power, communications and data. Multiple-gang boxes enable the user to place high- and low-voltage in a single floor box.

Floor boxes up to four-gangs are available.


640 and 840 Series boxes can be used for either carpet or tile applications.

#### 640 Series – features and benefits:

- Cast iron, watertight body, fully adjustable
- Painted silver enamel inside and out for additional corrosion resistance
- Interior and exterior leveling screws permit adjustment to finished floor
- Removable partitions for large capacity requirements on 2- and 3- gang
- Shipped complete with expendable cap to prevent ingress of concrete during pour
- $\frac{3}{4}$ " threaded conduit openings are standard
- Uses P64 Series MopTite covers (one cover per gang)

#### 840SC Series – features and benefits

- Cast iron, watertight body, semi-adjustable
- Painted silver enamel inside and out for additional corrosion resistance
- Exterior leveling screws for adjustment to finished floor
- Removable partitions for large capacity requirements on 2- and 3- gang
- Shipped complete with expendable cap to prevent ingress of concrete during pour
- $\frac{3}{4}$ " threaded conduit openings are standard
- Uses P64 Series MopTite covers (one cover per gang)



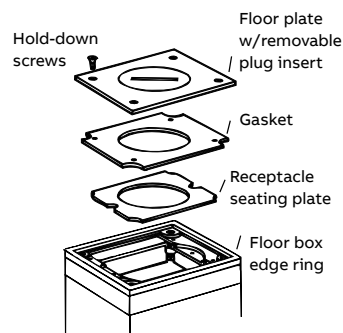
641

Trim ring SP-641-FL is the replacement part number (1 brass trim ring is included).



842-SC

#### Diagram

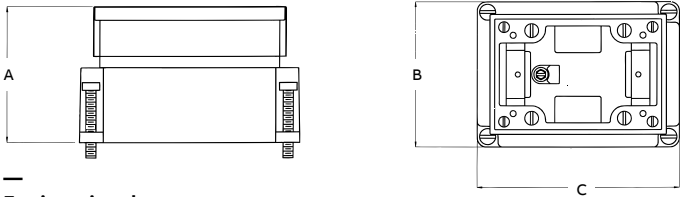


#### Features and benefits:

- Polished brass finish
- Furnished complete with sealing gasket and 8-32 x 1" screws
- 3" x 4½" outside dimension
- All covers meet MopTite requirements

Multiple-gang floor boxes for power and communications  
640 and 840SC Series

Diagrams



Engineering data


Cat. No.	Dimensions (in.)			Before pour adj. (in.)	After pour adj. (in.)
	A	B	C		
641	3 <sup>5</sup> / <sub>8</sub>	4	5 <sup>1</sup> / <sub>2</sub>	2 <sup>1</sup> / <sub>2</sub>	5 <sup>5</sup> / <sub>8</sub>
642	3 <sup>5</sup> / <sub>8</sub>	7	5 <sup>1</sup> / <sub>2</sub>	2 <sup>1</sup> / <sub>2</sub>	5 <sup>5</sup> / <sub>8</sub>
643	3 <sup>5</sup> / <sub>8</sub>	10	5 <sup>1</sup> / <sub>2</sub>	2 <sup>1</sup> / <sub>2</sub>	5 <sup>5</sup> / <sub>8</sub>
841-SC	2	4	5 <sup>1</sup> / <sub>2</sub>	1 <sup>1</sup> / <sub>2</sub>	—
842-SC	2	7	5 <sup>1</sup> / <sub>2</sub>	1 <sup>1</sup> / <sub>2</sub>	—
843-SC	2	10	5 <sup>1</sup> / <sub>2</sub>	1 <sup>1</sup> / <sub>2</sub>	—

Cat. No.	Number of gangs	Maximum capacity (cu. in.)	Conduit hubs (in.)
641	1	35	3/4
642	2	37 per gang	3/4
643	3	37 per gang	3/4
841-SC	1	15	3/4
842-SC	2	16.5 per gang	3/4
843-SC	3	16.5 per gang	3/4

Use P64 Series covers and carpet plates.  
\*Additional hub sizes available — see below.



Floor boxes  
640 and 840SC Series



Cat. No.	Description	Std. Ctn.
641	Cast-iron single-gang floor box with 3/4" conduit hubs	4
641-AL	Cast-iron single-gang floor box with 3/4" conduit hubs & aluminum trim	4
641-1	Cast-iron single-gang floor box with 1" conduit hubs	4
SP-641-1-AL	Cast-iron single-gang floor box with 1" conduit hubs & aluminum trim	4
642	Cast-iron two-gang floor box with 3/4" conduit hubs	2
642-AL	Cast-iron two-gang floor box with 3/4" conduit hubs & aluminum trim	2
642-1	Cast-iron two-gang floor box with 1" conduit hubs	2
SP-642-1-AL	Cast-iron two-gang floor box with 1" conduit hubs & aluminum trim	2
643	Cast-iron three-gang floor box with 3/4" conduit hubs	1
643-AL	Cast-iron three-gang floor box with 3/4" conduit hubs & aluminum trim	1
SP-643-1	Cast-iron three-gang floor box with 1" conduit hubs	1
SP-643-1-AL	Cast-iron three-gang floor box with 1" conduit hubs & aluminum trim	1
841-SC	Shallow cast-iron single-gang floor box with 3/4" conduit hubs	4
841-AL	Shallow cast-iron single-gang floor box with 3/4" conduit hubs & aluminum trim	4
842-SC	Shallow cast-iron two-gang floor box with 3/4" conduit hubs	2
842-AL-SC	Shallow cast-iron two-gang floor box with 3/4" conduit hubs & aluminum trim	2
843-SC	Shallow cast-iron three-gang floor box with 3/4" conduit hubs	1
843-AL-SC	Shallow cast-iron three-gang floor box with 3/4" conduit hubs & aluminum trim	1

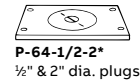
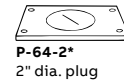
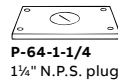
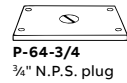
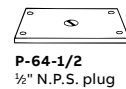
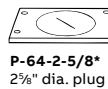
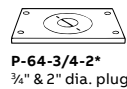
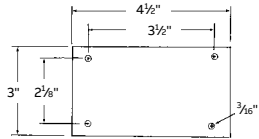
Boxes supplied with brass tile trim unless otherwise specified.



## MopTite cover plates

### 640 and 840 Series

#### Diagram



\*Also includes seating plate for receptacle like others.






Cat. No.	Description	Finish	Std. Ctn.
P-64-1/2	Cover plate 1/2" NPS plug	Brass	4
P-64-3/4	Cover plate 3/4" NPS plug	Brass	4
P-64-3/4-AL	Cover plate 3/4" NPS plug	Aluminum	4
P-64-1	Cover plate 1" NPS plug	Brass	4
P-64-1-AL	Cover plate 1" NPS plug	Aluminum	4
P-64-1-1/4	Cover plate 1 1/4" NPS plug	Brass	4
P-64-1-1/4-AL	Cover plate 1 1/4" NPS plug	Aluminum	4
P-64-2	Cover plate 2" UN plug	Brass	4
P-64-2-AL	Cover plate 2" UN plug	Aluminum	4
P-64-1/2-2	Cover plate 1/2" & 2" UN plug	Brass	4

MopTite Covers exceed UL/CSA scrubwater exclusion requirements.  
For replacement plug see page C115.

Cat. No.	Description	Finish	Std. Ctn.
P-64-1/2-2-AL	Cover plate 1/2" & 2" UN plug	Aluminum	4
P-64-3/4-2	Cover plate 3/4" & 2" UN plug	Brass	4
P-64-3/4-2-AL	Cover plate 3/4" & 2" UN plug	Aluminum	4
P-64-DS	Cover plate duplex Lift lids	Brass	4
P-64-DS-AL	Cover plate duplex Lift lids	Aluminum	4
P-64-2-5/8	Cover plate 2 5/8" UN plug	Brass	4
P-64-2-5/8-AL	Cover plate 2 5/8" UN plug	Aluminum	4
P-64-DU	Cover plate duplex 1 1/8" plugs	Brass	4
P-64-DU-AL	Cover plate duplex 1 1/8" plugs	Aluminum	4
P-64-GFCI	Cover plate GFCI flip lid	Brass	4
P-64-GFCI-AL	Cover plate GFCI flip lid	Aluminum	4

## Metallic carpet plates

### 640 and 840 Series



Cat. No.	Number of gangs	Outside Dimension (in.)	Material	Std. Ctn.
P64-CP	1	4 5/8 x 6 1/8	Brass	4
P64-CP-AL	1	4 5/8 x 6 1/8	Aluminum	4
P64-2G-CP	2	7 5/8 x 6 1/8	Brass	4
P64-2G-CP-AL	2	7 5/8 x 6 1/8	Aluminum	4
P64-3G-CP	3	10 5/8 x 6 1/8	Brass	4
P64-3G-CP-AL	3	10 5/8 x 6 1/8	Aluminum	4

## Gaskets

### Floor plate assemblies



Cat. No.	For use with	Std. Ctn.
SP650	P-64 Series floor plate assemblies	4
SP651	P-64-DU floor plate assemblies	10