

Nonmetallic - Cable tray Fittings

NOTE: Splice plates NOT included. See pages B38-B41 for type of splice plates available. Covers are available. Please consult your ABB representative.

Selection guide

1. Nonmetallic cable tray system.
2. For mitered fittings when available.
3. Select height of fitting required for application. This should match tray series and height selection.
4. Select the resin required. Refer to corrosion guide on page B7 of the technical information section for the effect of environmental conditions on the desired material; for the effective temperature range, see page B9 of the same section.
5. Select the desired width in inches.
6. Angle of fitting required for application.
7. Type of fitting required for application. See choices below.
8. Radius required for application. This would be determined by allowable radius of cables being installed. Standard radius is 24" (609.6mm).

Straight fittings number selection

To order

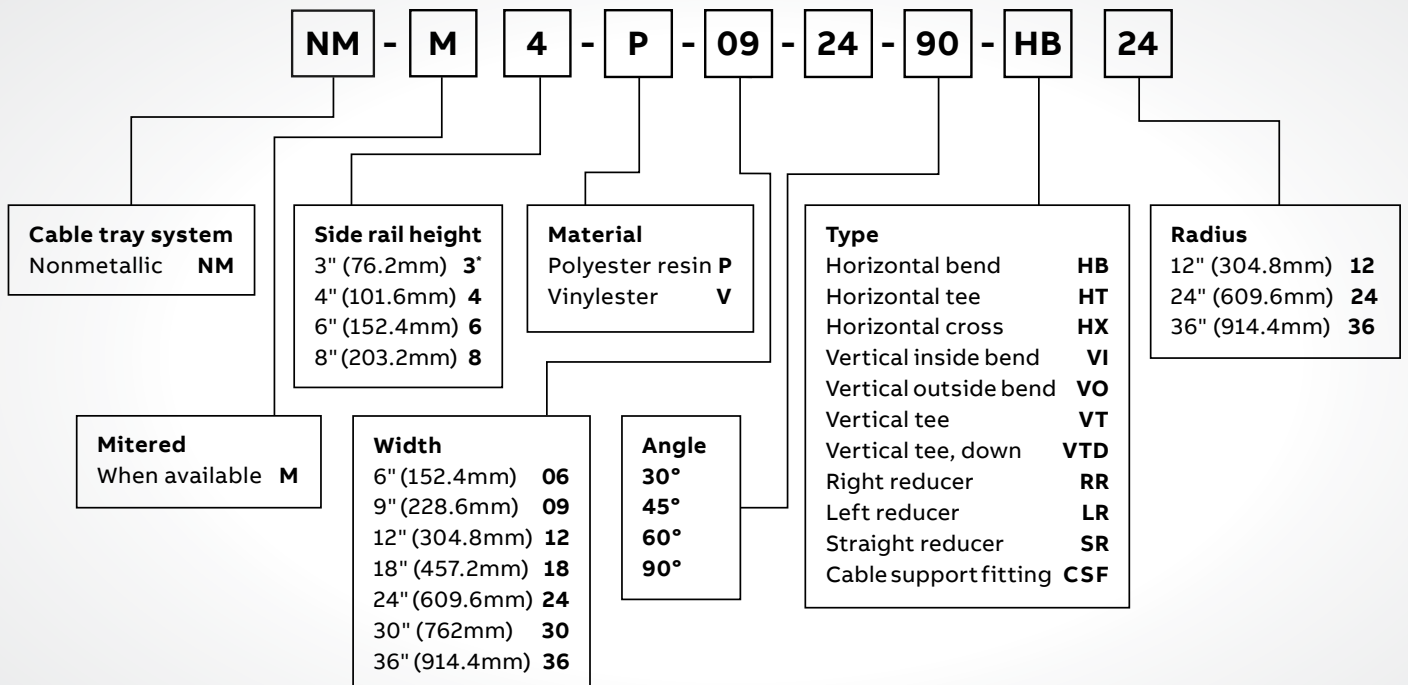
To order a straight section of cable tray, select the appropriate size and material from the charts below and place those symbols in the sequence shown to form the complete catalog number.

Example:

NM-4P0924-120

- 4" (101.6mm) side rail, polyester resin
- 9" (228.6mm) rung spacing
- 24" (609.6mm) wide, 120" (10 ft.) length

NOTE: One pair of nonmetallic splice plates with SS6 hardware included with each length. For other types of splice plates, see pages B38-B41.

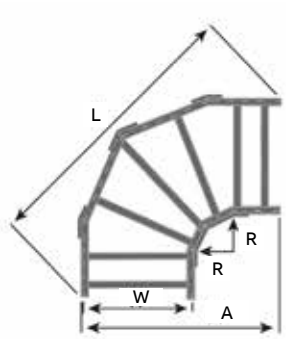


*Series 3 cable tray does not have UL or CSA listing.

Nonmetallic - Cable tray fittings

3" (76.2mm), 4" (101.6mm), 6" (152.4mm) & 8" (203.2mm) - 90° Horizontal bend fittings

90° Horizontal bend

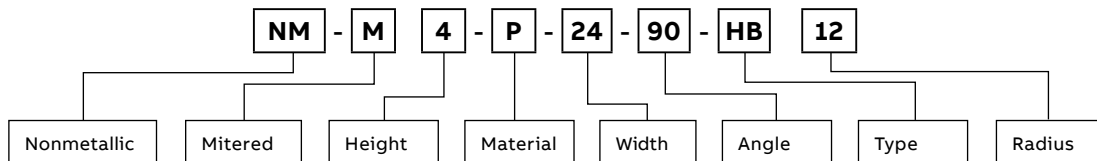


		Bend radius (R)		Tray width (W)		Cat. No.	Dimensions			
		(in.)	(mm)	(in.)	(mm)		A (in.)	A (mm)	L (in.)	L (mm)
12	304.8	6	152.4	NM-M(*)-(Matl)-06-90HB12	33%	854	47½	1,207		
12	304.8	9	228.6	NM-M(*)-(Matl)-09-90HB12	36%	930	51¾	1,314		
12	304.8	12	304.8	NM-M(*)-(Matl)-12-90HB12	39%	1,006	56	1,422		
12	304.8	18	457.2	NM-M(*)-(Matl)-18-90HB12	45%	1,159	64½	1,638		
12	304.8	24	609.6	NM-M(*)-(Matl)-24-90HB12	51%	1,311	73	1,854		
12	304.8	30	762	NM-M(*)-(Matl)-30-90HB12	57%	1,464	81½	2,070		
12	304.8	36	914.4	NM-M(*)-(Matl)-36-90HB12	63%	1,616	90	2,286		
24	609.6	6	152.4	NM-M(*)-(Matl)-06-90HB24	45%	1,159	64½	1,638		
24	609.6	9	228.6	NM-M(*)-(Matl)-09-90HB24	48%	1,235	68¾	1,746		
24	609.6	12	304.8	NM-M(*)-(Matl)-12-90HB24	51%	1,311	73	1,854		
24	609.6	18	457.2	NM-M(*)-(Matl)-18-90HB24	57%	1,464	81½	2,070		
24	609.6	24	609.6	NM-M(*)-(Matl)-24-90HB24	63%	1,616	90	2,286		
24	609.6	30	762	NM-M(*)-(Matl)-30-90HB24	69%	1,768	98½	2,502		
24	609.6	36	914.4	NM-M(*)-(Matl)-36-90HB24	75%	1,921	107	2,718		
36	914.4	6	152.4	NM-M(*)-(Matl)-06-90HB36	57%	1,464	81½	2,070		
36	914.4	9	228.6	NM-M(*)-(Matl)-09-90HB36	60%	1,540	85¾	2,178		
36	914.4	12	304.8	NM-M(*)-(Matl)-12-90HB36	63%	1,616	90	2,286		
36	914.4	18	457.2	NM-M(*)-(Matl)-18-90HB36	69%	1,768	98½	2,502		
36	914.4	24	609.6	NM-M(*)-(Matl)-24-90HB36	75%	1,921	107	2,718		
36	914.4	30	762	NM-M(*)-(Matl)-30-90HB36	81%	2,073	115⅝	2,931		
36	914.4	36	914.4	NM-M(*)-(Matl)-36-90HB36	87%	2,226	123⅞	3,146		

(*) Side Rail Height. One pair of fiberglass splice plates with SS6 hardware included.

Dimensions for reference only; when critical, contact your ABB representative. Consult your ABB representative for availability of molded fittings. Standard rung spacing for fittings is 9¼" nominal (235mm). For other types of splice plates, see pages B38-B41.

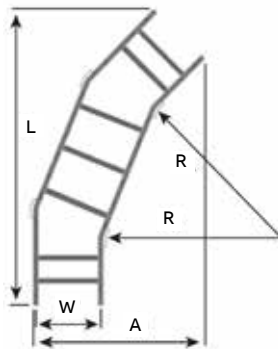
Fitting number selection



Nonmetallic - Cable tray fittings

3" (76.2mm), 4" (101.6mm), 6" (152.4mm) & 8" (203.2mm) - 45° Horizontal bend fittings

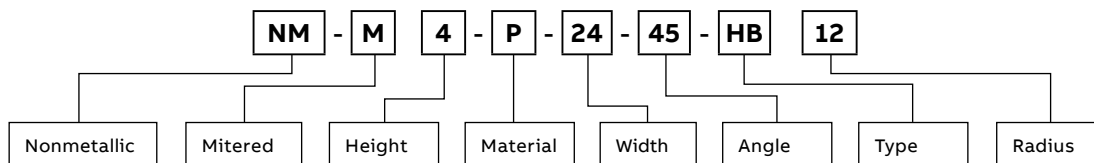
45° Horizontal bend



	Bend radius (R)		Tray width (W)		Cat. No.	Dimensions			
	(in.)	(mm)	(in.)	(mm)		A (in.)	A (mm)	L (in.)	L (mm)
12	304.8	6	152.4	NM-M(*)-(Matl)-06-45HB12	20 ^{13/16}	525	38 ^{7/8}	987	
12	304.8	9	228.6	NM-M(*)-(Matl)-09-45HB12	23 ^{13/16}	602	41	1,041	
12	304.8	12	304.8	NM-M(*)-(Matl)-12-45HB12	26 ^{13/16}	678	43 ^{7/8}	1,095	
12	304.8	18	457.2	NM-M(*)-(Matl)-18-45HB12	32 ^{13/16}	830	47 ^{7/8}	1,203	
12	304.8	24	609.6	NM-M(*)-(Matl)-24-45HB12	38 ^{13/16}	983	51 ^{7/8}	1,311	
12	304.8	30	762	NM-M(*)-(Matl)-30-45HB12	44 ^{13/16}	1,135	55 ^{7/8}	1,419	
12	304.8	36	914.4	NM-M(*)-(Matl)-36-45HB12	50 ^{13/16}	1,287	60 ^{7/8}	1,527	
24	609.6	6	152.4	NM-M(*)-(Matl)-06-45HB24	24 ^{1/4}	616	47 ^{3/8}	1,203	
24	609.6	9	228.6	NM-M(*)-(Matl)-09-45HB24	27 ^{1/4}	692	49 ^{1/2}	1,257	
24	609.6	12	304.8	NM-M(*)-(Matl)-12-45HB24	30 ^{1/4}	768	51 ^{5/8}	1,311	
24	609.6	18	457.2	NM-M(*)-(Matl)-18-45HB24	36 ^{1/4}	921	55 ^{7/8}	1,419	
24	609.6	24	609.6	NM-M(*)-(Matl)-24-45HB24	42 ^{1/4}	1,073	60 ^{1/8}	1,527	
24	609.6	30	762	NM-M(*)-(Matl)-30-45HB24	48 ^{1/4}	1,226	64 ^{3/8}	1,635	
24	609.6	36	914.4	NM-M(*)-(Matl)-36-45HB24	54 ^{1/4}	1,378	68 ^{5/8}	1,743	
36	914.4	6	152.4	NM-M(*)-(Matl)-06-45HB36	27 ^{3/4}	705	55 ^{7/8}	1,419	
36	914.4	9	228.6	NM-M(*)-(Matl)-09-45HB36	30 ^{3/4}	781	58	1,473	
36	914.4	12	304.8	NM-M(*)-(Matl)-12-45HB36	33 ^{3/4}	857	60 ^{1/8}	1,527	
36	914.4	18	457.2	NM-M(*)-(Matl)-18-45HB36	39 ^{3/4}	1,010	64 ^{3/8}	1,635	
36	914.4	24	609.6	NM-M(*)-(Matl)-24-45HB36	45 ^{3/4}	1,162	68 ^{5/8}	1,743	
36	914.4	30	762	NM-M(*)-(Matl)-30-45HB36	51 ^{3/4}	1,314	72 ^{13/16}	1,846	
36	914.4	36	914.4	NM-M(*)-(Matl)-36-45HB36	57 ^{3/4}	1,467	77 ^{1/16}	1,957	

(*) Side Rail Height. One pair of fiberglass splice plates with SS6 hardware included.
 Dimensions for reference only; when critical, contact your ABB representative. Consult your ABB representative for availability of molded fittings.
 Standard rung spacing for fittings is 9^{3/4}" nominal (235mm). For other types of splice plates, see pages B38-B41.

Fitting number selection



Nonmetallic - Cable tray fittings

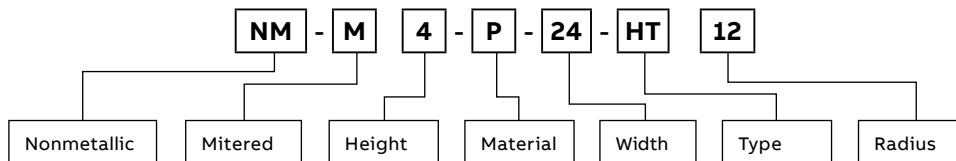
3" (76.2mm), 4" (101.6mm), 6" (152.4mm) & 8" (203.2mm) - Horizontal tee fittings

Horizontal tee

	Bend radius (R)		Tray width (W)		Cat. No.	A		Dimensions	
	(in.)	(mm)	(in.)	(mm)		(in.)	(mm)	L (in.)	L (mm)
	12	304.8	6	152.4	NM-M(*)-(Matl)-06-HT12	30%	780	55½	1,410
	12	304.8	9	228.6	NM-M(*)-(Matl)-09-HT12	33%	850	55½	1,410
	12	304.8	12	304.8	NM-M(*)-(Matl)-12-HT12	36%	930	55½	1,410
	12	304.8	18	457.2	NM-M(*)-(Matl)-18-HT12	42%	1,080	64¾	1,640
	12	304.8	24	609.6	NM-M(*)-(Matl)-24-HT12	48%	1,240	74	1,880
	12	304.8	30	762	NM-M(*)-(Matl)-30-HT12	54%	1,390	74	1,880
	12	304.8	36	914.4	NM-M(*)-(Matl)-36-HT12	60%	1,540	83¾	2,110
	24	609.6	6	152.4	NM-M(*)-(Matl)-06-HT24	42%	1,080	74	1,880
	24	609.6	9	228.6	NM-M(*)-(Matl)-09-HT24	45%	1,160	83¾	2,110
	24	609.6	12	304.8	NM-M(*)-(Matl)-12-HT24	48%	1,240	83¾	2,110
	24	609.6	18	457.2	NM-M(*)-(Matl)-18-HT24	54%	1,390	92½	2,350
	24	609.6	24	609.6	NM-M(*)-(Matl)-24-HT24	60%	1,540	92½	2,350
	24	609.6	30	762	NM-M(*)-(Matl)-30-HT24	66%	1,690	101¾	2,580
	24	609.6	36	914.4	NM-M(*)-(Matl)-36-HT24	72%	1,840	111	2,820
	36	914.4	6	152.4	NM-M(*)-(Matl)-06-HT36	54%	1,390	101¾	2,580
	36	914.4	9	228.6	NM-M(*)-(Matl)-09-HT36	57%	1,460	101¾	2,580
	36	914.4	12	304.8	NM-M(*)-(Matl)-12-HT36	60%	1,540	111	2,820
	36	914.4	18	457.2	NM-M(*)-(Matl)-18-HT36	66%	1,690	111	2,820
	36	914.4	24	609.6	NM-M(*)-(Matl)-24-HT36	72%	1,840	120¾	3,050
	36	914.4	30	762	NM-M(*)-(Matl)-30-HT36	78%	2,000	129½	3,290
	36	914.4	36	914.4	NM-M(*)-(Matl)-36-HT36	84%	2,150	129½	3,290

(*) Side Rail Height. Two pairs of fiberglass splice plates with SS6 hardware included.
 Dimensions for reference only; when critical, contact your ABB representative. Consult your ABB representative for availability of molded fittings.
 Standard rung spacing for fittings is 9¾" nominal (235mm). For other types of splice plates, see pages B38-B41.

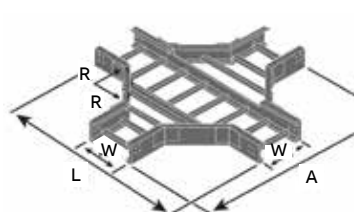
Fitting number selection



Nonmetallic - Cable tray fittings

3" (76.2mm), 4" (101.6mm), 6" (152.4mm) & 8" (203.2mm) - Horizontal cross fittings

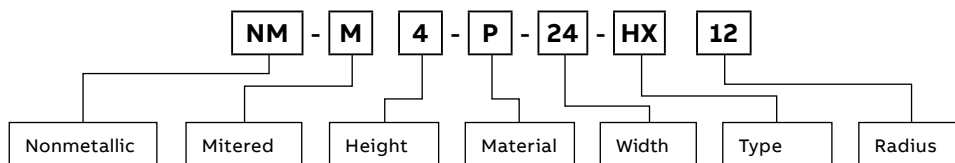
Horizontal cross



	Bend radius (R)		Tray width (W)		Cat. No.	Dimensions			
	(in.)	(mm)	(in.)	(mm)		A (in.)	A (mm)	L (in.)	L (mm)
	12	304.8	6	152.4	NM-M(*)-(Matl)-06-HX12	54¾	1,390	55½	1,410
	12	304.8	9	228.6	NM-M(*)-(Matl)-09-HX12	57¾	1,470	55½	1,410
	12	304.8	12	304.8	NM-M(*)-(Matl)-12-HX12	60¾	1,540	55½	1,410
	12	304.8	18	457.2	NM-M(*)-(Matl)-18-HX12	66¾	1,700	64¾	1,640
	12	304.8	24	609.6	NM-M(*)-(Matl)-24-HX12	72¾	1,850	74	1,880
	12	304.8	30	762	NM-M(*)-(Matl)-30-HX12	78¾	2,000	74	1,880
	12	304.8	36	914.4	NM-M(*)-(Matl)-36-HX12	84¾	2,150	83¾	2,110
	24	609.6	6	152.4	NM-M(*)-(Matl)-06-HX24	78¾	2,000	74	1,880
	24	609.6	9	228.6	NM-M(*)-(Matl)-09-HX24	81¾	2,080	83¾	2,110
	24	609.6	12	304.8	NM-M(*)-(Matl)-12-HX24	84¾	2,150	83¾	2,110
	24	609.6	18	457.2	NM-M(*)-(Matl)-18-HX24	90¾	2,310	92½	2,350
	24	609.6	24	609.6	NM-M(*)-(Matl)-24-HX24	96¾	2,460	92½	2,350
	24	609.6	30	762	NM-M(*)-(Matl)-30-HX24	102¾	2,610	101¾	2,580
	24	609.6	36	914.4	NM-M(*)-(Matl)-36-HX24	108¾	2,760	111	2,820
	36	914.4	6	152.4	NM-M(*)-(Matl)-06-HX36	102¾	2,610	101¾	2,580
	36	914.4	9	228.6	NM-M(*)-(Matl)-09-HX36	105¾	2,690	101¾	2,580
	36	914.4	12	304.8	NM-M(*)-(Matl)-12-HX36	108¾	2,760	111	2,820
	36	914.4	18	457.2	NM-M(*)-(Matl)-18-HX36	115¾	2,914	111	2,820
	36	914.4	24	609.6	NM-M(*)-(Matl)-24-HX36	120¾	3,070	120¾	3,050
	36	914.4	30	762	NM-M(*)-(Matl)-30-HX36	126¾	3,220	129½	3,290
	36	914.4	36	914.4	NM-M(*)-(Matl)-36-HX36	132¾	3,370	129½	3,290

(*) Side Rail Height. Three pairs of fiberglass splice plates with SS6 hardware included.
 Dimensions for reference only; when critical, contact your ABB representative. Consult your ABB representative for availability of molded fittings.
 Standard rung spacing for fittings is 9¼" nominal (235mm). For other types of splice plates, see pages B38-B41.

Fitting number selection



Nonmetallic - Cable tray fittings

3" (76.2mm), 4" (101.6mm), 6" (152.4mm) & 8" (203.2mm) - Horizontal reducer fittings

Horizontal reducer - 4" (101.6mm)

Tray widths

W1 (in.) (mm)	W2 (in.) (mm)	Left-hand reducer		Dim. Cat. No.	Dim. A (in.)	Dim. L (mm)
9	228.6	6	152.4	NM-M(*)-(Matl)-09-LR06	27¾	705
12	304.8	6	152.4	NM-M(*)-(Matl)-12-LR06	37	940
12	304.8	9	228.6	NM-M(*)-(Matl)-12-LR09	27¾	705
18	457.2	6	152.4	NM-M(*)-(Matl)-18-LR06	37	940
18	457.2	9	228.6	NM-M(*)-(Matl)-18-LR09	37	940
18	457.2	12	304.8	NM-M(*)-(Matl)-18-LR12	27¾	705
24	609.6	6	152.4	NM-M(*)-(Matl)-24-LR06	46¼	1,175
24	609.6	9	228.6	NM-M(*)-(Matl)-24-LR09	37	940
24	609.6	12	304.8	NM-M(*)-(Matl)-24-LR12	37	940
24	609.6	18	457.2	NM-M(*)-(Matl)-24-LR18	27¾	705
30	762	6	152.4	NM-M(*)-(Matl)-30-LR06	46¼	1,175
30	762	9	228.6	NM-M(*)-(Matl)-30-LR09	46¼	1,175
30	762	12	304.8	NM-M(*)-(Matl)-30-LR12	37	940
30	762	18	457.2	NM-M(*)-(Matl)-30-LR18	37	940
30	762	24	152.4	NM-M(*)-(Matl)-30-LR24	27¾	705
36	914.4	6	152.4	NM-M(*)-(Matl)-36-LR06	55½	1,410
36	914.4	9	228.6	NM-M(*)-(Matl)-36-LR09	46¼	1,175
36	914.4	12	304.8	NM-M(*)-(Matl)-36-LR12	46¼	1,175
36	914.4	18	457.2	NM-M(*)-(Matl)-36-LR18	37	940
36	914.4	24	609.6	NM-M(*)-(Matl)-36-LR24	37	940
36	914.4	30	762	NM-M(*)-(Matl)-36-LR30	27¾	705

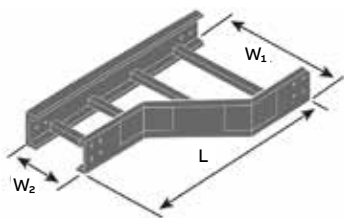
Straight reducer		Dim. Cat. No.	Dim. A (in.)	Dim. L (mm)
NM-M(*)-(Matl)-09-SR06	26¾	670		
NM-M(*)-(Matl)-12-SR06	26¾	679		
NM-M(*)-(Matl)-12-SR09	26¾	670		
NM-M(*)-(Matl)-18-SR06	34½	876		
NM-M(*)-(Matl)-18-SR09	33	838		
NM-M(*)-(Matl)-18-SR12	26¾	679		
NM-M(*)-(Matl)-24-SR06	37½	953		
NM-M(*)-(Matl)-24-SR09	36	914		
NM-M(*)-(Matl)-24-SR12	36	914		
NM-M(*)-(Matl)-24-SR18	26¾	679		
NM-M(*)-(Matl)-30-SR06	40½	1,029		
NM-M(*)-(Matl)-30-SR09	39	991		
NM-M(*)-(Matl)-30-SR12	37½	953		
NM-M(*)-(Matl)-30-SR18	35¾	908		
NM-M(*)-(Matl)-30-SR24	26¾	679		
NM-M(*)-(Matl)-36-SR06	43½	1,105		
NM-M(*)-(Matl)-36-SR09	42	1,067		
NM-M(*)-(Matl)-36-SR12	40½	1,029		
NM-M(*)-(Matl)-36-SR18	37½	953		
NM-M(*)-(Matl)-36-SR24	35¾	908		
NM-M(*)-(Matl)-36-SR30	26¾	679		

Right-hand reducer		Dim. Cat. No.	Dim. A (in.)	Dim. L (mm)
NM-M(*)-(Matl)-09-RR06	27¾	705		
NM-M(*)-(Matl)-12-RR06	37	940		
NM-M(*)-(Matl)-12-RR09	27¾	705		
NM-M(*)-(Matl)-18-RR06	37	940		
NM-M(*)-(Matl)-18-RR09	37	940		
NM-M(*)-(Matl)-18-RR12	27¾	705		
NM-M(*)-(Matl)-24-RR06	46¼	1,175		
NM-M(*)-(Matl)-24-RR09	37	940		
NM-M(*)-(Matl)-24-RR12	37	940		
NM-M(*)-(Matl)-24-RR18	27¾	705		
NM-M(*)-(Matl)-24-RR06	46¼	1,175		
NM-M(*)-(Matl)-24-RR09	46¼	1,175		
NM-M(*)-(Matl)-24-RR12	37	940		
NM-M(*)-(Matl)-24-RR18	37	940		
NM-M(*)-(Matl)-18-RR24	27¾	705		
NM-M(*)-(Matl)-36-RR06	55½	1,410		
NM-M(*)-(Matl)-36-RR09	46¼	1,175		
NM-M(*)-(Matl)-36-RR12	46¼	1,175		
NM-M(*)-(Matl)-36-RR18	37	940		
NM-M(*)-(Matl)-36-RR24	37	940		
NM-M(*)-(Matl)-36-RR30	27¾	705		

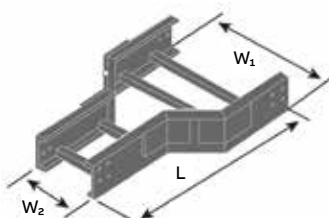
(*) Side Rail Height. One pair of fiberglass splice plates with SS6 hardware included. Dimensions for reference only; when critical, contact your ABB representative. Consult your ABB representative for availability of molded fittings. Standard rung spacing for fittings is 9¼" nominal (235mm). For other types of splice plates, see pages B38-B41.

Dimensions (4" & 6")

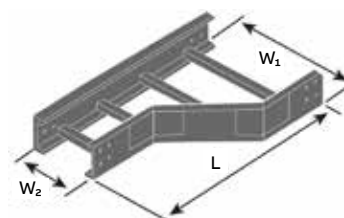
Left-hand reducer



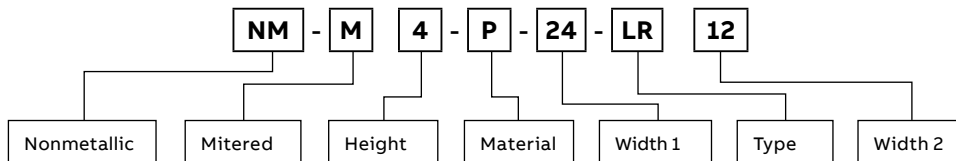
Straight reducer



Right hand reducer



Fitting number selection

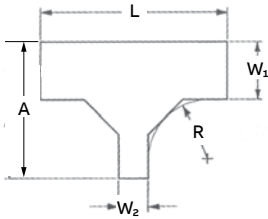


Nonmetallic - Cable tray fittings

3" (76.2mm), 4" (101.6mm), 6" (152.4mm) & 8" (203.2mm) - Horizontal reducing tee fittings

Horizontal reducing tee – 12" (304.8mm) radius

Tray width (W1)					Tray width (W2)		12" (304.8mm) Radius			
(in.) (mm)		(in.) (mm)		Cat. No.	A (in.)	A (mm)	L (in.)	L (mm)		
9	228.6	6	152.4	NM-M(*)-(Matl)-06-06-HT12	30%	777.87	55½	1,409.7		
12	304.8	6	152.4	NM-M(*)-(Matl)-09-06-HT12	33%	854.07	55½	1,409.7		
12	304.8	9	228.6	NM-M(*)-(Matl)-09-09-HT12	33%	854.07	55½	1,409.7		
18	457.2	6	152.4	NM-M(*)-(Matl)-12-06-HT12	36%	930.27	55½	1,409.7		
18	457.2	9	228.6	NM-M(*)-(Matl)-12-09-HT12	36%	930.27	55½	1,409.7		
18	457.2	12	304.8	NM-M(*)-(Matl)-12-12-HT12	36%	930.27	55½	1,409.7		



(*) Side Rail Height. Two pairs of fiberglass splice plates with SS6 hardware included. Dimensions for reference only; when critical, contact your ABB representative. Consult your ABB representative for availability of molded fittings. Standard rung spacing for fittings is 9¼" nominal (235mm). For other types of splice plates, see pages B38-B41.

Horizontal reducing tee – 24" (609.6mm) & 36" (914.4mm) radius

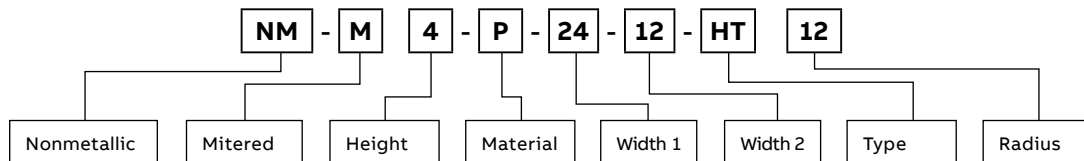
Tray width (W1)		Tray width (W2)		Cat. No.	24" (609.6mm) Radius				36" (914.4mm) Radius				
(in.) (mm)		(in.) (mm)			(**) Insert radius 24" or 36"		A (in.)	A (mm)	L (in.)	L (mm)	A (in.)	A (mm)	L (in.)
9	228.6	6	152.4	NM-M(*)-(Matl)-06-06-HT(**)	42%	1,082.55	74	1,879.6	54%	1,387.35	101¾	2,584.45	
12	304.8	6	152.4	NM-M(*)-(Matl)-09-06-HT(**)	45%	1,158.87	74	1,879.6	57%	1,463.55	101¾	2,584.45	
12	304.8	9	228.6	NM-M(*)-(Matl)-09-09-HT(**)	45%	1,158.87	83¾	2,114.55	57%	1,463.55	101¾	2,584.45	
18	457.2	6	152.4	NM-M(*)-(Matl)-12-06-HT(**)	48%	1,235.07	74	1,879.6	60%	1,540.00	101¾	2,584.45	
18	457.2	9	228.6	NM-M(*)-(Matl)-12-09-HT(**)	48%	1,235.07	83¾	2,114.55	60%	1,540.00	101¾	2,584.45	
18	457.2	12	304.8	NM-M(*)-(Matl)-12-12-HT(**)	48%	1,235.07	83¾	2,114.55	60%	1,540.00	111	2,819.4	

(*) Side Rail Height. (**) NOTE: Insert radius, 24" (609.6mm) or 36" (914.4mm). Two pairs of fiberglass splice plates with SS6 hardware included. Dimensions for reference only; when critical, contact your ABB representative. Consult your ABB representative for availability of molded fittings. Standard rung spacing for fittings is 9¼" nominal (235mm). For other types of splice plates, see pages B38-B41.

Sample mitered fitting



Fitting number selection



Nonmetallic - Cable tray fittings

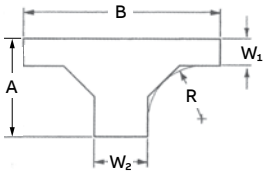
3" (76.2mm), 4" (101.6mm), 6" (152.4mm) & 8" (203.2mm) - Horizontal expanding tee fittings

Horizontal expanding tee – 12" (304.8mm) & 24" (609.6mm) radius

Tray width (W1) (in.) (mm)	Tray width (W2) (in.) (mm)	Cat. No. (**) Insert radius 12" or 24"	12" (304.8mm) Radius				24" (609.6mm) Radius				
			A (in.)	A (mm)	B (in.)	B (mm)	A (in.)	A (mm)	B (in.)	B (mm)	
9	228.6	12 304.8	NM-M(*)-(Matl)-09-12-HT(**)	33%	854	55½	1,410	45%	1,159	83¼	2,115
9	228.6	18 457.2	NM-M(*)-(Matl)-09-18-HT(**)	33%	854	64¾	1,645	45%	1,159	92½	2,350
9	228.6	24 609.6	NM-M(*)-(Matl)-09-24-HT(**)	33%	854	74	1,880	45%	1,159	92½	2,350
9	228.6	30 762	NM-M(*)-(Matl)-09-30-HT(**)	33%	854	74	1,880	45%	1,159	101¾	2,584
9	228.6	36 914.4	NM-M(*)-(Matl)-09-36-HT(**)	33%	854	83¼	2,115	45%	1,159	111	2,819
12	304.8	18 457.2	NM-M(*)-(Matl)-12-18-HT(**)	36%	930	64¾	1,645	48%	1,235	92½	2,350
12	304.8	24 609.6	NM-M(*)-(Matl)-12-24-HT(**)	36%	930	74	1,880	48%	1,235	92½	2,350
12	304.8	30 762	NM-M(*)-(Matl)-12-30-HT(**)	36%	930	74	1,880	48%	1,235	101¾	2,584
12	304.8	36 914.4	NM-M(*)-(Matl)-12-36-HT(**)	36%	930	83¼	2,115	48%	1,235	111	2,819
18	457.2	24 609.6	NM-M(*)-(Matl)-18-24-HT(**)	42%	1,083	74	1,880	54%	1,387	92½	2,350
18	457.2	30 762	NM-M(*)-(Matl)-18-30-HT(**)	42%	1,083	74	1,880	54%	1,387	101¾	2,584
18	457.2	36 914.4	NM-M(*)-(Matl)-18-36-HT(**)	42%	1,083	83¼	2,115	54%	1,387	111	2,819
24	609.6	30 762	NM-M(*)-(Matl)-24-30-HT(**)	48%	1,235	74	1,880	60%	1,540	101¾	2,584
24	609.6	36 914.4	NM-M(*)-(Matl)-24-36-HT(**)	48%	1,235	83¼	2,115	60%	1,540	111	2,819
30	762	36 914.4	NM-M(*)-(Matl)-30-36-HT(**)	54%	1,387	83¼	2,115	66%	1,692	111	2,819

(*) Side Rail Height. * NOTE: Insert radius, 12" (304.8mm) or 24" (609.6mm). Two pairs of fiberglass splice plates with SS6 hardware included. Dimensions for reference only; when critical, contact your ABB representative. Consult your ABB representative for availability of molded fittings. Standard rung spacing for fittings is 9" (228.6mm). For other types of splice plates, see pages B38-B41.

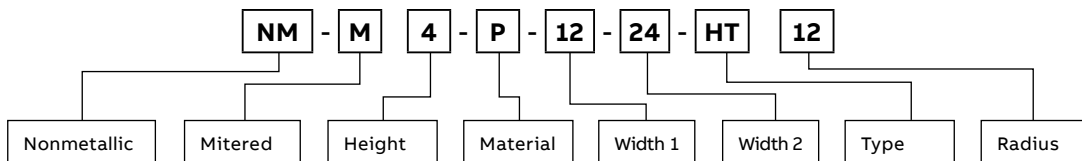
Dimensions



Sample mitered fitting



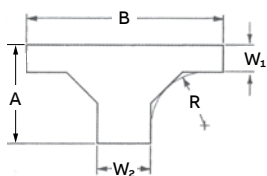
Fitting number selection



Nonmetallic - Cable tray fittings

3" (76.2mm), 4" (101.6mm), 6" (152.4mm) & 8" (203.2mm) - Horizontal expanding tee fittings

Horizontal expanding tee – 36" (914.4mm) radius



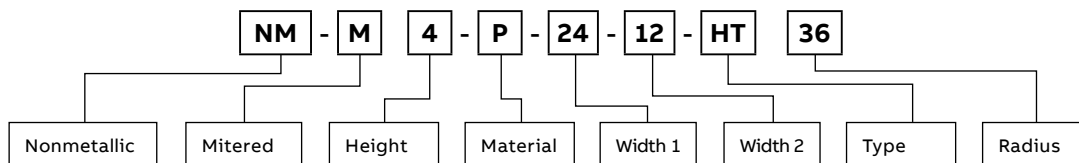
	Tray width (W1)		Tray width (W2)		Cat. No.	36" (914.4mm) Radius			
	(in.)	(mm)	(in.)	(mm)		A (in.)	A (mm)	B (in.)	B (mm)
9	228.6	12	304.8		NM-M(*)-(Matl)-09-12-HT36	57%	1,464	111	2,819
9	228.6	18	457.2		NM-M(*)-(Matl)-09-18-HT36	57%	1,464	111	2,819
9	228.6	24	609.6		NM-M(*)-(Matl)-09-24-HT36	57%	1,464	120¼	3,054
9	228.6	30	609.6		NM-M(*)-(Matl)-09-30-HT36	57%	1,464	129½	3,289
9	228.6	36	762		NM-M(*)-(Matl)-09-36-HT36	57%	1,464	129½	3,289
12	304.8	18	457.2		NM-M(*)-(Matl)-12-18-HT36	60%	1,540	111	2,819
12	304.8	24	609.6		NM-M(*)-(Matl)-12-24-HT36	60%	1,540	120¼	3,054
12	304.8	30	609.6		NM-M(*)-(Matl)-12-30-HT36	60%	1,540	129½	3,289
12	304.8	36	762		NM-M(*)-(Matl)-12-36-HT36	60%	1,540	129½	3,289
18	457.2	24	609.6		NM-M(*)-(Matl)-18-24-HT36	66%	1,692	120¼	3,054
18	457.2	30	609.6		NM-M(*)-(Matl)-18-30-HT36	66%	1,692	129½	3,289
18	457.2	36	762		NM-M(*)-(Matl)-18-36-HT36	66%	1,692	129½	3,289
24	609.6	30	609.6		NM-M(*)-(Matl)-24-30-HT36	72%	1,845	129½	3,289
24	609.6	36	762		NM-M(*)-(Matl)-24-36-HT36	72%	1,845	129½	3,289
30	762	36	762		NM-M(*)-(Matl)-30-36-HT36	78%	1,997	129½	3,289

(*) Side Rail Height. Two pairs of stainless steel SS6 splice plates with SS6 hardware included.
 Dimensions for reference only; when critical, contact your ABB representative. Consult your ABB representative for availability of molded fittings.
 Standard rung spacing for fittings is 9" (228.6mm). For other types of splice plates, see pages B38-B41.

Sample mitered fitting



Fitting number selection



Nonmetallic - Cable tray fittings

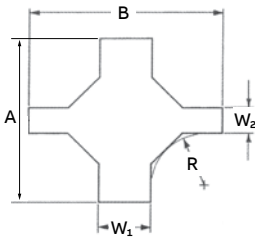
3" (76.2mm), 4" (101.6mm), 6" (152.4mm) & 8" (203.2mm) - Horizontal expanding/reducing cross fittings

Horizontal expanding/reducing cross – 12" (304.8mm) & 24" (609.6mm) radius

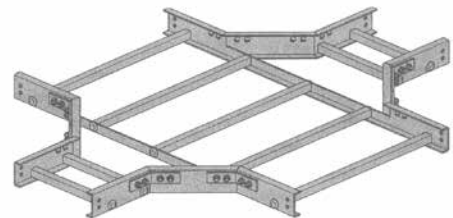
Tray width (W1)		Tray width (W2)		Cat. No. *Insert radius (12" or 24")	12" (304.8mm) Radius				24" (609.6mm) Radius			
(in.)	(mm)	(in.)	(mm)		A (in.)	A (mm)	B (in.)	B (mm)	A (in.)	A (mm)	B (in.)	B (mm)
6	152.4	9	228.6	NM-M(*)-(Matl)-06-09-HX*	54¾	1,391	55½	1,410	78¾	2,000	83¾	2,115
6	152.4	12	304.8	NM-M(*)-(Matl)-06-12-HX*	54¾	1,391	55½	1,410	78¾	4,972	83¾	2,115
6	152.4	18	457.2	NM-M(*)-(Matl)-06-18-HX*	54¾	1,391	64¾	1,645	78¾	2,000	92½	2,350
6	152.4	24	609.6	NM-M(*)-(Matl)-06-24-HX*	54¾	1,391	74	1,880	78¾	2,000	92½	2,350
6	152.4	30	762	NM-M(*)-(Matl)-06-30-HX*	54¾	1,391	74	1,880	78¾	2,000	101¾	2,584
6	152.4	36	914.4	NM-M(*)-(Matl)-06-36-HX*	54¾	1,391	83¾	2,115	78¾	2,000	111	2,819
9	228.6	12	304.8	NM-M(*)-(Matl)-09-12-HX*	57¾	1,467	55½	1,410	81¾	2,076	83¾	2,115
9	228.6	18	457.2	NM-M(*)-(Matl)-09-18-HX*	57¾	1,467	64¾	1,645	81¾	2,076	92½	2,350
9	228.6	24	609.6	NM-M(*)-(Matl)-09-24-HX*	57¾	1,467	74	1,880	81¾	2,076	92½	2,350
9	228.6	30	762	NM-M(*)-(Matl)-09-30-HX*	57¾	1,467	74	1,880	81¾	2,076	101¾	2,584
9	228.6	36	914.4	NM-M(*)-(Matl)-09-36-HX*	57¾	1,467	83¾	2,115	81¾	2,076	111	2,819
12	304.8	18	457.2	NM-M(*)-(Matl)-12-18-HX*	60¾	1,543	64¾	1,645	84¾	2,153	92½	2,350
12	304.8	24	609.6	NM-M(*)-(Matl)-12-24-HX*	60¾	1,543	74	1,880	84¾	2,153	92½	2,350
12	304.8	30	762	NM-M(*)-(Matl)-12-30-HX*	60¾	1,543	74	1,880	84¾	2,153	101¾	2,584
12	304.8	36	914.4	NM-M(*)-(Matl)-12-36-HX*	60¾	1,543	83¾	2,115	84¾	2,153	111	2,819
18	457.2	24	609.6	NM-M(*)-(Matl)-18-24-HX*	66¾	1,695	74	1,880	90¾	2,305	92½	2,350
18	457.2	30	762	NM-M(*)-(Matl)-18-30-HX*	66¾	1,695	74	1,880	90¾	2,305	101¾	2,584
18	457.2	36	914.4	NM-M(*)-(Matl)-18-36-HX*	66¾	1,695	83¾	2,115	90¾	2,305	111	2,819
24	609.6	30	609.6	NM-M(*)-(Matl)-24-30-HX*	72¾	1,848	74	1,880	96¾	2,457	101¾	2,584
24	609.6	36	914.4	NM-M(*)-(Matl)-24-36-HX*	72¾	1,848	83¾	2,115	96¾	2,457	111	2,819
30	762	36	914.4	NM-M(*)-(Matl)-30-36-HX*	78¾	2,000	83¾	2,115	102¾	2,610	111	2,819

(* Side Rail Height. * NOTE: Insert radius, 12" (304.8mm) or 24" (609.6mm). Three pairs of fiberglass splice plates with SS6 hardware included. Dimensions for reference only; when critical, contact your ABB representative. Consult your ABB representative for availability of molded fittings. Standard rung spacing for fittings is 9¾" nominal (235mm). For other types of splice plates, see pages B38-B41.

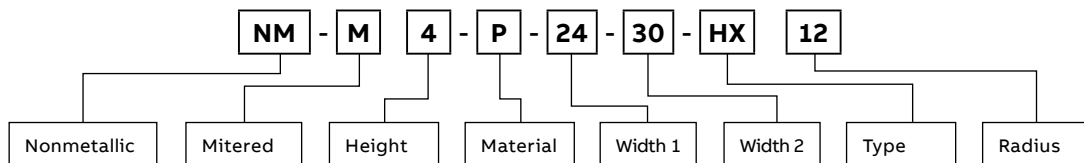
Dimensions



Sample mitered fitting



Fitting number selection



Nonmetallic - Cable tray fittings

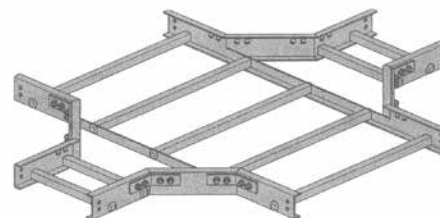
3" (76.2mm), 4" (101.6mm), 6" (152.4mm) & 8" (203.2mm) - Horizontal expanding/reducing cross fittings

Horizontal expanding/reducing cross – 36" (914.4mm) radius

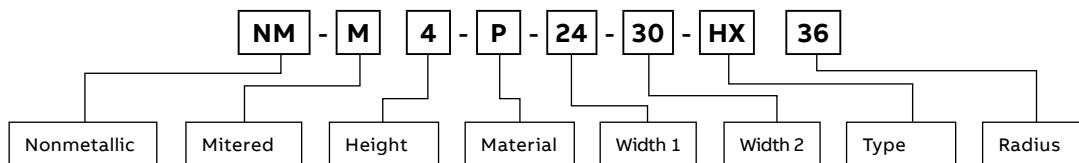
	Tray width (W1)		Tray width (W2)		Cat. No.	36" (914.4mm) Radius			
	(in.)	(mm)	(in.)	(mm)		A (in.)	A (mm)	B (in.)	B (mm)
	6	152.4	9	228.6	NM-M(*)-(Matl)-06-09-HX36	102¾	2,610	101¾	2,584
	6	152.4	12	304.8	NM-M(*)-(Matl)-06-12-HX36	102¾	2,610	111	2,819
	6	152.4	18	457.2	NM-M(*)-(Matl)-06-18-HX36	102¾	2,610	111	2,819
	6	152.4	24	609.6	NM-M(*)-(Matl)-06-24-HX36	102¾	2,610	120¾	3,054
	6	152.4	30	609.6	NM-M(*)-(Matl)-06-30-HX36	102¾	2,610	129½	3,289
	6	152.4	36	762	NM-M(*)-(Matl)-06-36-HX36	102¾	2,610	129½	3,289
	9	228.6	12	304.8	NM-M(*)-(Matl)-09-12-HX36	105¾	2,686	111	2,819
	9	228.6	18	457.2	NM-M(*)-(Matl)-09-18-HX36	105¾	2,686	111	2,819
	9	228.6	24	609.6	NM-M(*)-(Matl)-09-24-HX36	105¾	2,686	120¾	3,054
	9	228.6	30	609.6	NM-M(*)-(Matl)-09-30-HX36	105¾	2,686	129½	3,289
9	228.6	36	762	NM-M(*)-(Matl)-09-36-HX36	105¾	2,686	129½	3,289	
12	304.8	18	457.2	NM-M(*)-(Matl)-12-18-HX36	108¾	2,762	111	2,819	
12	304.8	24	609.6	NM-M(*)-(Matl)-12-24-HX36	108¾	2,762	120¾	3,054	
12	304.8	30	609.6	NM-M(*)-(Matl)-12-30-HX36	108¾	2,762	129½	3,289	
12	304.8	36	762	NM-M(*)-(Matl)-12-36-HX36	108¾	2,762	129½	3,289	
18	457.2	24	609.6	NM-M(*)-(Matl)-18-24-HX36	115¾	2,940	120¾	3,054	
18	457.2	30	609.6	NM-M(*)-(Matl)-18-30-HX36	115¾	2,940	129½	3,289	
18	457.2	36	762	NM-M(*)-(Matl)-18-36-HX36	115¾	2,940	129½	3,289	
24	609.6	30	609.6	NM-M(*)-(Matl)-24-30-HX36	120¾	3,067	129½	3,289	
24	609.6	36	762	NM-M(*)-(Matl)-24-36-HX36	120¾	3,067	129½	3,289	
30	762	36	762	NM-M(*)-(Matl)-30-36-HX36	126¾	3,219	129½	3,289	

(*) Side Rail Height. Three pairs of fiberglass splice plates with SS6 hardware included. Dimensions for reference only; when critical, contact your ABB representative. Consult your ABB representative for availability of molded fittings. Standard rung spacing for fittings is 9¼" nominal (235mm). For other types of splice plates, see pages B38-B41.

Sample mitered fitting



Fitting number selection



Nonmetallic - Cable tray fittings

3" (76.2mm), 4" (101.6mm), 6" (152.4mm) & 8" (203.2mm) - 90° Vertical inside/outside bend fittings

90° Vertical inside bend fittings

		Bend radius (R)		Tray Height		Cat. No.	Vertical bend 90°						
		(in.)	(mm)	(in.)	(mm)		Vertical inside bend						
						A (in.)		A (mm)		L (in.)		L (mm)	
	12	304.8	3	76.2	NM-M3-(Matl)-(*)-90VI12		18 5/16	465	25 15/16	659			
	24	609.6			NM-M3-(Matl)-(*)-90VI24		30 5/16	770	42 7/8	1089			
	36	914.4			NM-M3-(Matl)-(*)-90VI36		42 5/16	1075	59 7/8	1521			
	12	304.8	4	101.6	NM-M4-(Matl)-(*)-90VI12		20 7/8	530	29 1/2	749			
	24	609.6			NM-M4-(Matl)-(*)-90VI24		32 7/8	835	46 1/2	1181			
	36	914.4			NM-M4-(Matl)-(*)-90VI36		44 5/8	1133	63 5/16	1608			
	12	304.8	6	152.4	NM-M6-(Matl)-(*)-90VI12		20 7/8	530	29 1/2	749			
	24	609.6			NM-M6-(Matl)-(*)-90VI24		32 7/8	835	46 1/2	1181			
	36	914.4			NM-M6-(Matl)-(*)-90VI36		44 5/8	1133	63 5/16	1608			
	12	304.8	8	203.2	NM-M8-(Matl)-(*)-90VI12		20 7/8	530	29 1/2	749			
	24	609.6			NM-M8-(Matl)-(*)-90VI24		32 7/8	835	46 1/2	1181			
	36	914.4			NM-M8-(Matl)-(*)-90VI36		44 5/8	1133	63 5/16	1608			

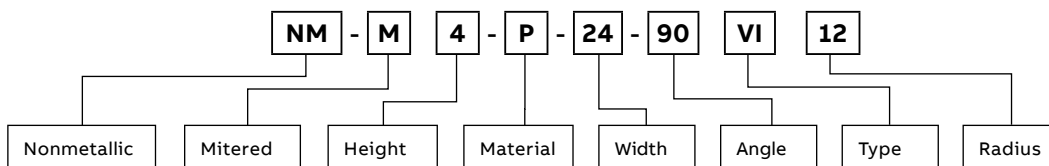
(*) Cable tray Width offered in 6", 9", 12", 18", 24", 30", 36"
 One pair of fiberglass splice plates with SS6 hardware included.
 Dimensions for reference only; when critical, contact your ABB representative. Consult your ABB representative for availability of molded fittings.
 Standard rung spacing for fittings is 9 3/4" nominal (235mm). For other types of splice plates, see pages B38-B41.

90° Vertical outside bend fittings

		Bend radius (R)		Tray Height		Cat. No.	Vertical bend 90°						
		(in.)	(mm)	(in.)	(mm)		Vertical outside bend						
						A (in.)		A (mm)		L (in.)		L (mm)	
	12	304.8	3	76.2	NM-M3-(Matl)-(*)-90VO12		18 15/16	481	26 3/4	679			
	24	609.6			NM-M3-(Matl)-(*)-90VO24		30 15/16	786	43 3/4	1111			
	36	914.4			NM-M3-(Matl)-(*)-90VO36		42 15/16	1091	60 11/16	1541			
	12	304.8	4	101.6	NM-M4-(Matl)-(*)-90VO12		19 7/8	505	28 1/8	714			
	24	609.6			NM-M4-(Matl)-(*)-90VO24		31 7/8	810	45 1/16	1145			
	36	914.4			NM-M4-(Matl)-(*)-90VO36		43 7/8	1114	62 1/16	1576			
	12	304.8	6	152.4	NM-M6-(Matl)-(*)-90VO12		21 7/8	556	30 15/16	786			
	24	609.6			NM-M6-(Matl)-(*)-90VO24		33 7/8	860	47 15/16	1218			
	36	914.4			NM-M6-(Matl)-(*)-90VO36		45 7/8	1165	64 7/8	1648			
	12	304.8	8	203.2	NM-M8-(Matl)-(*)-90VO12		23 7/8	606	33 3/4	857			
	24	609.6			NM-M8-(Matl)-(*)-90VO24		35 7/8	911	50 3/4	1289			
	36	914.4			NM-M8-(Matl)-(*)-90VO36		47 7/8	1216	67 3/4	1721			

(*) Cable tray Width offered in 6", 9", 12", 18", 24", 30", 36"
 One pair of fiberglass splice plates with SS6 hardware included.
 Dimensions for reference only; when critical, contact your ABB representative. Consult your ABB representative for availability of molded fittings.
 Standard rung spacing for fittings is 9 3/4" nominal (235mm). For other types of splice plates, see pages B38-B41.

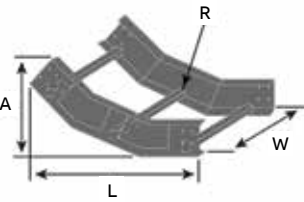
Fitting number selection



Nonmetallic - Cable tray fittings

3" (76.2mm), 4" (101.6mm), 6" (152.4mm) & 8" (203.2mm) - 45°/30° Vertical inside bend fittings

45° Vertical inside bend

					Vertical bend 45°				
					Vertical inside bend				
Bend radius (R)		Tray Height		Cat. No.	A (in.)	A (mm)	L (in.)	L (mm)	
(in.)	(mm)	(in.)	(mm)						
	12	304.8	3	76.2	NM-M3-(Matl)-(*)-45VI12	9 3/8	244	18 1/8	459
	24	609.6			NM-M3-(Matl)-(*)-45VI24	13 1/8	333	29 3/8	751
	36	914.4			NM-M3-(Matl)-(*)-45VI36	16 3/8	422	35 1/8	891
	12	304.8	4	101.6	NM-M4-(Matl)-(*)-45VI12	11 1/8	281	19 7/8	505
	24	609.6			NM-M4-(Matl)-(*)-45VI24	14 3/8	371	28 3/8	721
	36	914.4			NM-M4-(Matl)-(*)-45VI36	18 1/8	460	36 7/8	937
	12	304.8	6	152.4	NM-M6-(Matl)-(*)-45VI12	12 1/2	318	19 7/8	505
	24	609.6			NM-M6-(Matl)-(*)-45VI24	16	406	28 3/8	721
	36	914.4			NM-M6-(Matl)-(*)-45VI36	19 1/2	495	36 7/8	937
	12	304.8	8	203.2	NM-M8-(Matl)-(*)-45VI12	13 7/8	352	19 7/8	505
	24	609.6			NM-M8-(Matl)-(*)-45VI24	17 7/8	443	28 3/8	721
	36	914.4			NM-M8-(Matl)-(*)-45VI36	20 1/8	532	36 7/8	937

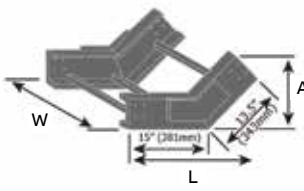
(*) Cable tray Width offered in 6", 9", 12", 18", 24", 30", 36"

One pair of fiberglass splice plates with SS6 hardware included.

Dimensions for reference only; when critical, contact your ABB representative. Consult your ABB representative for availability of molded fittings.

Standard rung spacing for fittings is 9 3/4" nominal (235mm). For other types of splice plates, see pages B38-B41.

30° Vertical inside bend

					Vertical bend 30°				
					Vertical inside bend				
Bend radius (R)		Tray Height		Cat. No.	A (in.)	A (mm)	L (in.)	L (mm)	
(in.)	(mm)	(in.)	(mm)						
	12	304.8	3	76.2	NM-M3-(Matl)-(*)-30VI12	8	203	18	457
	24	609.6			NM-M3-(Matl)-(*)-30VI24	9	229	24	610
	36	914.4			NM-M3-(Matl)-(*)-30VI36	11	279	30	762
	12	304.8	4	101.6	NM-M4-(Matl)-(*)-30VI12	9	229	18	457
	24	609.6			NM-M4-(Matl)-(*)-30VI24	10	254	24	610
	36	914.4			NM-M4-(Matl)-(*)-30VI36	12	305	30	762
	12	304.8	6	152.4	NM-M6-(Matl)-(*)-30VI12	10	254	18	457
	24	609.6			NM-M6-(Matl)-(*)-30VI24	12	305	24	610
	36	914.4			NM-M6-(Matl)-(*)-30VI36	14	356	30	762
	12	304.8	8	203.2	NM-M8-(Matl)-(*)-30VI12	12	305	18	457
	24	609.6			NM-M8-(Matl)-(*)-30VI24	14	356	24	610
	36	914.4			NM-M8-(Matl)-(*)-30VI36	15	381	30	762

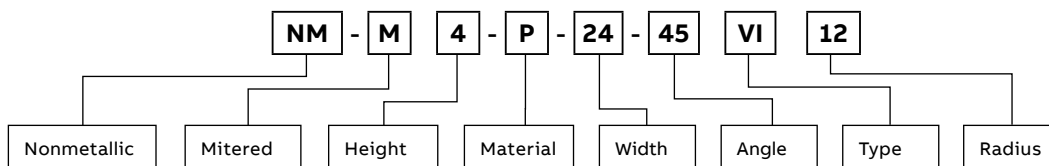
(*) Cable tray Width offered in 6", 9", 12", 18", 24", 30", 36"

One pair of fiberglass splice plates with SS6 hardware included.

Dimensions for reference only; when critical, contact your ABB representative. Consult your ABB representative for availability of molded fittings.

Standard rung spacing for fittings is 9 3/4" nominal (235mm). For other types of splice plates, see pages B38-B41.

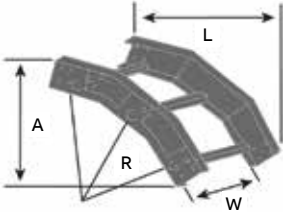
Fitting number selection



Nonmetallic - Cable tray fittings

3" (76.2mm), 4" (101.6mm), 6" (152.4mm) & 8" (203.2mm) - 35°/45° Vertical outside bend fittings

45° Vertical outside bend

					Vertical bend 45°				
Bend radius (R)		Tray Height		Cat. No.	Vertical outside bend				
(in.)	(mm)	(in.)	(mm)		A (in.)	A (mm)	L (in.)	L (mm)	
	12	304.8	3	76.2	NM-M3-(Matl)-(*)-45VO12	9 ¾	248	18 ½	470
	24	609.6			NM-M3-(Matl)-(*)-45VO24	13 ½	338	27	686
	36	914.4			NM-M3-(Matl)-(*)-45VO36	16 13/16	427	35 ½	902
	12	304.8	4	101.6	NM-M4-(Matl)-(*)-45VO12	10 ¾	273	19 3/16	487
	24	609.6			NM-M4-(Matl)-(*)-45VO24	14 5/16	364	27 1/16	703
	36	914.4			NM-M4-(Matl)-(*)-45VO36	17 13/16	452	36 1/8	918
	12	304.8	6	152.4	NM-M6-(Matl)-(*)-45VO12	12 ¾	324	20 3/16	522
	24	609.6			NM-M6-(Matl)-(*)-45VO24	16 5/16	414	29 1/16	738
	36	914.4			NM-M6-(Matl)-(*)-45VO36	19 13/16	503	37 3/16	954
	12	304.8	8	203.2	NM-M8-(Matl)-(*)-45VO12	14 ¾	375	22	559
	24	609.6			NM-M8-(Matl)-(*)-45VO24	18 5/16	465	30 ½	775
	36	914.4			NM-M8-(Matl)-(*)-45VO36	21 13/16	554	39	991

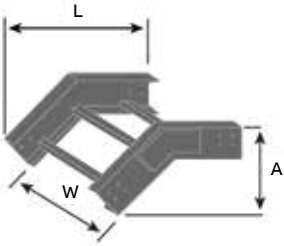
(*) Cable tray Width offered in 6", 9", 12", 18", 24", 30", 36"

One pair of fiberglass splice plates with SS6 hardware included.

Dimensions for reference only; when critical, contact your ABB representative. Consult your ABB representative for availability of molded fittings.

Standard rung spacing for fittings is 9¾" nominal (235mm). For other types of splice plates, see pages B38-B41.

30° Vertical outside bend

					Vertical bend 30°				
Bend radius (R)		Tray Height		Cat. No.	Vertical outside bend				
(in.)	(mm)	(in.)	(mm)		A (in.)	A (mm)	L (in.)	L (mm)	
	12	304.8	3	76.2	NM-M3-(Matl)-(*)-30VO12	7	178	17	432
	24	609.6			NM-M3-(Matl)-(*)-30VO24	9	229	23	584
	36	914.4			NM-M3-(Matl)-(*)-30VO36	11	279	29	737
	12	304.8	4	101.6	NM-M4-(Matl)-(*)-30VO12	8	203	17	432
	24	609.6			NM-M4-(Matl)-(*)-30VO24	10	254	23	584
	36	914.4			NM-M4-(Matl)-(*)-30VO36	12	305	29	737
	12	304.8	6	152.4	NM-M6-(Matl)-(*)-30VO12	10	254	18	457
	24	609.6			NM-M6-(Matl)-(*)-30VO24	12	305	24	610
	36	914.4			NM-M6-(Matl)-(*)-30VO36	14	356	30	762
	12	304.8	8	203.2	NM-M8-(Matl)-(*)-30VO12	10	254	18	457
	24	609.6			NM-M8-(Matl)-(*)-30VO24	12	305	24	610
	36	914.4			NM-M8-(Matl)-(*)-30VO36	14	356	30	762

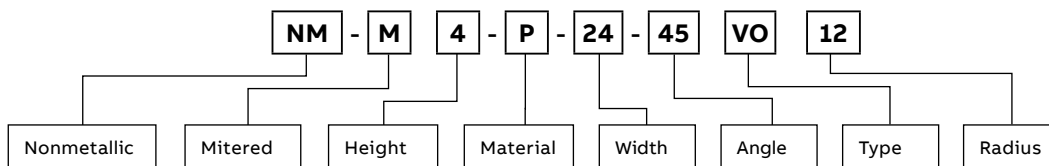
(*) Cable tray Width offered in 6", 9", 12", 18", 24", 30", 36"

One pair of fiberglass splice plates with SS6 hardware included.

Dimensions for reference only; when critical, contact your ABB representative. Consult your ABB representative for availability of molded fittings.

Standard rung spacing for fittings is 9¾" nominal (235mm). For other types of splice plates, see pages B38-B41.

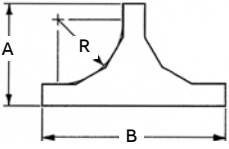
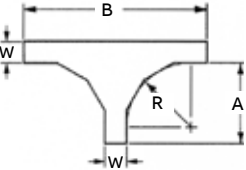
Fitting number selection



Nonmetallic - Cable tray fittings

3" (76.2mm), 4" (101.6mm), 6" (152.4mm) & 8" (203.2mm) - Vertical tee fittings

Vertical tee

	Bend radius (R)		Tray Height		Cat. No.	Vertical tee Up				Vertical tee Down			
	(in.)	(mm)	(in.)	(mm)		A (in.)	A (mm)	B(in)	B(mm)	A (in.)	A (mm)	B(in)	B(mm)
 VTU vertical tee up	12	304.8	3	76.2	NM-M3-(Matl)-(*)-45(**)12	26 15/16	684	50 7/8	1292	23 15/16	608	50 7/8	1292
	12	304.8			NM-M4-(Matl)-(*)-45(**)12	23 1/4	591	42 1/2	1080	19 1/4	489	42 1/2	1080
	24	609.6	4	101.6	NM-M4-(Matl)-(*)-45(**)24	35 1/4	895	66 1/2	1689	31 1/4	794	66 1/2	1689
	36	914.4			NM-M4-(Matl)-(*)-45(**)36	41 3/4	1060	79 1/2	2019	37 3/4	959	79 1/2	2019
	12	304.8			NM-M6-(Matl)-(*)-45(**)12	32	813	58	1473	26	660	58	1473
 VTD vertical tee down	24	609.6	6	152.4	NM-M6-(Matl)-(*)-45(**)24	37 1/4	946	68 1/2	1740	31 1/4	794	68 1/2	1740
	36	914.4			NM-M6-(Matl)-(*)-45(**)36	49 1/2	1257	92 1/2	2350	43 1/2	1105	92 1/2	2350
	12	304.8			NM-M8-(Matl)-(*)-45(**)12	27 7/8	708	43 3/4	1111	19 1/2	495	43 3/4	1111
	24	609.6	8	203.2	NM-M8-(Matl)-(*)-45(**)24	33 7/8	860	61 3/4	1568	25 1/2	648	61 3/4	1568
	36	914.4			NM-M8-(Matl)-(*)-45(**)36	45 7/8	1165	85 3/4	2178	37 1/2	953	85 3/4	2178

(*) Cable tray Width offered in 6", 9", 12", 18", 24", 30", 36"

(**) Add: "VTD" for vertical tee down or "VTU" for vertical tee up to complete Cat. No. Two pairs of fiberglass splice plates with SS6 hardware included. Dimensions for reference only; when critical, contact your ABB representative. Consult your ABB representative for availability of molded fittings. Standard rung spacing for fittings is 9 3/4" nominal (235mm). For other types of splice plates, see pages 353-355

Fitting number selection

