


Rigid conduit

Couplings and locknuts

Couplings




	Cat. no.	Trade size (in.)	
		EMT	Rigid
EMT / rigid couplings (zinc alloy)			
	CI5164	1/2	1/2
	CI5166	3/4	3/4
	CI5168	1	1

CI5164 / CI5168

Concrete-tight



	Cat. no.	Trade size (in.)
3-piece couplings (machined steel – zinc galvanized)		
	CI7904	1/2
	CI7906	3/4
	CI7908	1
	CI7910	1 1/4
	CI7912	1 1/2
	EK-406	2

CI7904 / CI7912



CI1704 / CI1748*



CI1703-PL / CI1706-PL



LN-201 / LN-210



CI1704-AL / CI1732-AL



CI1704-SL / CI1732-SL

Locknuts





Cat. no.					Trade size (in.)
	Steel	Aluminum	Nylon	Sealing	
Locknuts					
-	-	CI1703-PL	-	-	3/8
CI1704*	CI1704-AL	CI1704-PL	CI1704-SL	LN-201	1/2
CI1706*	CI1706-AL	CI1706-PL	CI1706-SL	LN-202	3/4
CI1708*	CI1708-AL	-	CI1708-SL	LN-203	1
CI1710*	CI1710-AL	-	CI1710-SL	LN-204	1 1/4
CI1712*	CI1712-AL	-	CI1712-SL	LN-205	1 1/2
CI1716*	CI1716-AL	-	CI1716-SL	LN-206	2
CI1720*	CI1720-AL	-	CI1720-SL	LN-207	2 1/2
CI1724*	CI1724-AL	-	CI1724-SL	LN-208	3
CI1728*	CI1728-AL	-	CI1728-SL	LN-209	3 1/2
CI1732*	CI1732-AL	-	CI1732-SL	LN-210	4
CI1740*	-	-	-	-	5
CI1748*	-	-	-	-	6

* cULus Listed



Rigid conduit

Bushings




	Cat. no.	Trade size (in.)
Reducing bushings – NPS (steel)		
 <p>CIRB6R4 / CIRB16R12</p>	CIRB6R4	3/4 x 1/2
	CIRB8R4	1 x 1/2
	CIRB8R6	1 x 3/4
	CIRB10R4	1 1/4 x 1/2
	CIRB10R6	1 1/4 x 3/4
	CIRB10R8	1 1/4 x 1
	CIRB12R4	1 1/2 x 1/2
	CIRB12R6	1 1/2 x 3/4
	CIRB12R8	1 1/2 x 1
	CIRB12R10	1 1/2 x 1 1/4
	CIRB16R4	2 x 1/2
	CIRB16R6	2 x 3/4
	CIRB16R8	2 x 1
	CIRB16R10	2 x 1 1/4
	CIRB16R12	2 x 1 1/2
	Conduit bushings (zinc die cast)	
 <p>BU-201 / BU-210</p>	BU-201	1/2
	BU-202	3/4
	BU-203	1
	BU-204	1 1/4
	BU-205	1 1/2
	BU-206	2
	BU-207	2 1/2
	BU-208	3
	BU-209	3 1/2
	BU-210	4



	Cat. no.	Trade size (in.)
Insulated metallic bushings (aluminum)		
 <p>CI2404 / CI2440</p>	CI2404*	1/2
	CI2406*	3/4
	CI2408	1
	CI2410	1 1/4
	CI2412	1 1/2
	CI2416	2
	CI2420	2 1/2
	CI2424	3
	CI2428	3 1/2
	CI2432	4
CI2440	5	
Plastic bushings		
 <p>CI2704 / CI2748 Rated 105°C</p>	CI2704	1/2
	CI2706	3/4
	CI2708	1
	CI2710	1 1/4
	CI2712	1 1/2
	CI2716	2
	CI2720	2 1/2
	CI2724	3
	CI2728	3 1/2
	CI2732	4
CI2740	5	
CI2748	6	

* Models CI2404 and CI2406 are in zinc




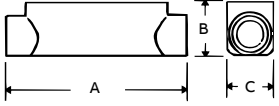



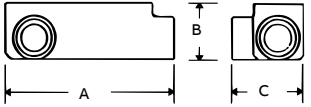


	Cat. no.	Trade size (in.)	Ground wire size (AWG)
Insulated grounding bushings (aluminum)			
 <p>CI2604 / CI2632 With solid copper lug</p>	CI2604	1/2	14-6
	CI2606	3/4	14-6
	CI2608	1	14-6
	CI2610	1 1/4	14-4
	CI2612	1 1/2	14-4
	CI2616	2	6-1/0
	CI2620	2 1/2	6-1/0
	CI2624	3	2-4/0
	CI2628	3 1/2	2-4/0
	CI2632	4	2-4/0

Rigid conduit

Pull elbows and conduit fittings



	Cat. no.	Trade size (in.)	Dimensions (in.)			
			A	B	C	
Pull elbows, rigid to box (zinc alloy)						
	CI7204	1/2	1 5/16	1 1/8	-	
	CI7206	3/4	1 5/8	1 5/16	-	
CI7204 / CI7206 Zinc die cast locknut						
Pull elbows, rigid to rigid (zinc alloy)						
	CI7304	1/2	1 5/16	1 1/8	-	
	CI7306	3/4	1 7/16	1 5/16	-	
	CI7304-G	1/2	1 5/16	1 1/8	-	
	CI7306-G	3/4	1 7/16	1 5/16	-	
	CI7308-G	1	2	1 5/8	-	
	CI7310-G	1 1/4	2 1/4	2	-	
CI7304 (-G) / CI7310 (-G) -G: with gasket						
Rigid conduit fittings – “C” type (cast aluminum)						
 	CICA-1/2	1/2	4 7/8	1 3/8	1 3/8	
	CICA-3/4	3/4	5 5/16	1 1/2	1 7/16	
	CICA-1	1	6 1/2	1 3/4	1 3/4	
	CICA-1-1/4	1 1/4	8 5/8	1 15/16	2 1/2	
	CICA-1-1/2	1 1/2	8 5/8	2 11/16	2 1/2	
	CICA-2	2	10 15/16	3	3 3/16	
	CICA-2-1/2	2 1/2	12 3/4	5 1/8	4 1/4	
	CICA-3	3	12 3/4	5 1/8	4 1/4	
	CICA-3-1/2	3 1/2	15	6 1/2	5 1/4	
	CICA-4	4	15	6 1/2	5 1/4	
	CICA-1/2 / CICA-2					
	CICA-2-1/2 / CICA-4					
Rigid conduit fittings – “LRL” type (cast aluminum)						
	CILRL-1/2	1/2	4 7/16	1 11/16	2 1/8	
	CILRL-3/4	3/4	5 3/16	1 7/8	2 1/4	
	CILRL-1	1	6	2 3/16	2 1/2	
	CILRL-1-1/4	1 1/4	7 15/16	2 3/4	3 1/2	
	CILRL-1-1/2	1 1/2	7 15/16	3 1/4	3 1/2	
	CILRL-2	2	10 3/16	3 11/16	4 1/8	
CILRL-1/2 / CILRL-2 Supplied with 2 covers						
Rigid conduit fittings – “LL” type (cast aluminum)						
	CILL-2-1/2	2 1/2	12 3/4	5 1/8	5 3/4	
	CILL-3	3	12 3/4	5 1/8	5 3/4	
	CILL-4	4	14 3/8	6 1/4	6 3/4	
CILL-2-1/2 / CILL-4						
Rigid conduit fittings – “LR” type (cast aluminum)						
 	CILR-2-1/2	2 1/2	12 3/4	5 1/8	5 3/4	
	CILR-3	3	12 3/4	5 1/8	5 3/4	
	CILR-4	4	14 3/8	6 1/4	6 3/4	
CILR-2-1/2 / CILR-4						

Gaskets and covers are included with all rigid conduit fittings
 CICA-1/2 to CICA-2 and all CILRL are also suitable for use with EMT conduit

Rigid conduit

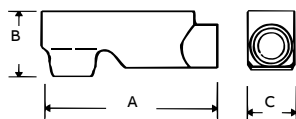
Conduit fittings and accessories



Cat. no.	Trade size (in.)	Dimensions (in.)		
		A	B	C
Rigid conduit fittings – “LB” type (cast aluminum)				
CILBA-1/2	1/2	4 ⁵ / ₁₆	1 1/2	1 ³ / ₈
CILBA-3/4	3/4	4 ¹⁵ / ₁₆	1 ⁷ / ₈	1 ³ / ₈
CILBA-1	1	6 ¹ / ₁₆	2 ¹ / ₁₆	1 ¹³ / ₁₆
CILBA-1-1/4	1 1/4	7 ⁷ / ₈	2 ¹⁵ / ₁₆	2 1/2
CILBA-1-1/2	1 1/2	7 ⁷ / ₈	3 ¹ / ₁₆	2 1/2
CILBA-2	2	10	3 ³ / ₄	3 ³ / ₁₆
CIELBA-2-1/2	2 1/2	13 ³ / ₈	5 ¹ / ₄	5 ¹ / ₈
CIELBA-3	3	13 ³ / ₈	5 ¹ / ₄	5 ¹ / ₈
CIELBA-3-1/2	3 1/2	16 ¹ / ₈	6 ¹¹ / ₁₆	5 ⁷ / ₈
CIELBA-4	4	16 ¹ / ₈	6 ¹¹ / ₁₆	5 ⁷ / ₈



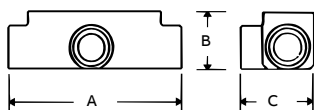
CILBA-1/2 / CILBA-2 CIELBA-2 1/2 / CIELBA-4



Rigid conduit fittings – “T” type (cast aluminum)				
CITA-1/2	1/2	4 ⁷ / ₈	1 ³ / ₈	2 ¹ / ₁₆
CITA-3/4	3/4	5 ⁹ / ₁₆	1 ³ / ₄	2 ¹ / ₈
CITA-1	1	6 ¹ / ₂	2	2 ¹ / ₂
CITA-1-1/4	1 1/4	8 ¹¹ / ₁₆	2 ⁵ / ₈	3 ¹ / ₂
CITA-1-1/2	1 1/2	8 ¹¹ / ₁₆	3	3 ³ / ₁₆
CITA-2	2	10 ⁷ / ₈	3 ³ / ₄	4 ³ / ₁₆
CITA-2-1/2	2 1/2	12 ² / ₈	6 ³ / ₈	5 ³ / ₄
CITA-3	3	12 ² / ₈	6 ³ / ₈	5 ³ / ₄
CITA-3-1/2	3 1/2	14 ⁷ / ₈	7 ⁷ / ₈	6 ³ / ₄
CITA-4	4	14 ⁷ / ₈	7 ⁷ / ₈	6 ³ / ₄



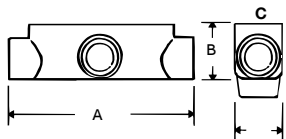
CITA-1/2 / CITA-4



Rigid conduit fittings – “TB” type (cast aluminum)				
CITBA-1/2	1/2	4 ³ / ₈	1 ³ / ₈	1 ³ / ₈
CITBA-3/4	3/4	5 ¹ / ₈	2 ¹ / ₈	1 ⁹ / ₁₆
CITBA-1	1	6	2 ¹ / ₂	1 ¹³ / ₁₆
CITBA-1-1/4	1 1/4	8 ³ / ₈	3 ¹ / ₂	2 ¹ / ₂
CITBA-1-1/2	1 1/2	8 ³ / ₈	3 ¹ / ₂	2 ¹ / ₂
CITBA-2	2	10 ¹ / ₄	4 ⁵ / ₁₆	3 ³ / ₈



CITBA-1/2 / CITBA-2



Gaskets and covers are included with all rigid conduit fittings
 CILBA and CITA-1/2 to CITA-2 are also suitable for use with EMT conduit



Cat. no.	Trade size (in.)
Blank covers for aluminum conduit fittings (stamped aluminum)	
CIBC-1/2	1/2
CIBC-3/4	3/4
CIBC-1	1
CIBC-1-1/4	1 1/4
CIBC-2	2



CIBC-1/2 / CIBC-2

For 1 1/2 inch, use CIBC-1-1/4
 Screws not included



Cat. no.	Trade size (in.)
Gaskets for aluminum conduit fittings (neoprene)	
CIG-1/2	1/2
CIG-3/4	3/4
CIG-1	1
CIG-1-1/4	1 1/4
CIG-2	2



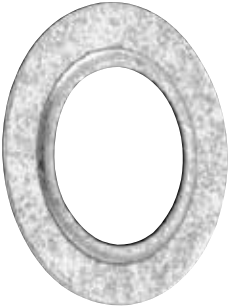

CIG-1/2 / CIG-2

For 1 1/2 inch, use CIBC-1-1/4

Rigid conduit

Accessories



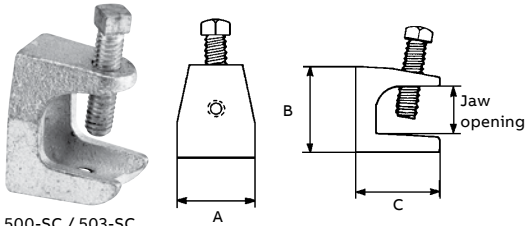
	Cat. no.	Trade size (in.)
Reducing washers (steel)		
 <p>CI6R4 / CI24R20</p>	WA-110 *	½ x ¾
	CI6R4	¾ x ½
	CI8R4	1 x ½
	CI8R6	1 x ¾
	CI10R4	1¼ x ½
	CI10R6	1¼ x ¾
	CI10R8	1¼ x 1
	CI12R4	1½ x ½
	CI12R6	1½ x ¾
	CI12R8	1½ x 1
	CI12R10	1½ x 1¼
	CI16R4	2 x ½
	CI16R6	2 x ¾
	CI16R8	2 x 1
	CI16R10	2 x 1¼
	CI16R12	2 x 1½
	CI20R4	2½ x ½
	CI20R6	2½ x ¾
	CI20R8	2½ x 1
	CI20R10	2½ x 1¼
	CI20R12	2½ x 1½
	CI20R16	2½ x 2
	CI24R4	3 x ½
	CI24R6	3 x ¾
	CI24R8	3 x 1
	CI24R10	3 x 1¼
	CI24R12	3 x 1½
CI24R16	3 x 2	
CI24R20	3 x 2½	
Knockout closures (steel)		
 <p>CI3504* / CI3516*</p>	CI3504 *	½
	CI3506 *	¾
	CI3508 *	1
	CI3510 *	1¼
	CI3512 *	1½
	CI3516 *	2

* Not CSA certified

Rigid conduit Accessories



Cat. no.	Trade size (in.)	Jaw opening (in.)	Tap base and back	Dimensions (in.)		
				A	B	C
Beam clamps (malleable iron)						
500-SC	¼ NC	15/16	¼-20	1	1¼	17/16
501	5/16 NC	7/8	5/16-18	1 9/16	1 9/16	1 11/16
502	¾ NC	1	¾-16	2	1 7/8	1 ¾
503-SC	½ NC	1	½-13	2 ½	2 ¾	2 ¾



500-SC / 503-SC



Cat. no.	Trade size (in.)
RCS type beam clamps (steel)	
RCS-1/2	½
RCS-3/4	¾
RCS-1	1
RCS-1-1/4	1¼
RCS-1-1/2	1½
RCS-2	2
PC type beam clamps (malleable iron)	
PC-3/8	¾
PC-1/2	½
PC-3/4	¾
PC-1	1
PC-1-1/4	1¼
PC-1-1/2	1½
PC 2SC	2
PC-2-1/2	2½
PC-3	3
PC-3-1/2	3½
PC-4	4



RCS-1/2 / RCS-2



PC-3/8 / PC-4



Cat. no.	Trade size (in.)
EC type beam clamps (malleable iron)	
EC-1/2	½
EC-3/4	¾
EC-1	1
EC-1-1/4	1¼
EC-1-1/2	1½
EC-2	2
EC-2-1/2	2½
EC-3	3
RC type beam clamps (malleable iron)	
RC-1/2	½
RC-3/4	¾
RC-1	1
RC-1-1/4	1¼
RC-1-1/2	1½
RC-2-SC	2
RC-2-1/2	2½
RC-3	3
RC-3-1/2	3½
RC-4-SC	4



EC-1/2 / EC-3



RC-1/2 / RC-4-SC

Rigid conduit

Accessories




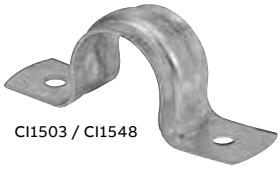
	Cat. no.	Trade size (in.)
Insulated conduit nipples (zinc alloy)		
 <p>HA-801 / HA-810</p>	HA-801	½
	HA-802	¾
	HA-803	1
	HA-804	1¼
	HA-805	1½
	HA-806	2
	HA-807	2½
	HA-808	3
	HA-809	3½
	HA-810	4
Conduit nipples (zinc alloy)		
 <p>CI8004 / CI8008 HA-204 / HA-210</p>	CI8004	½
	CI8006	¾
	CI8008	1
	HA-204	1¼
	HA-205	1½
	HA-206	2
	HA-207	2½
	HA-208	3
	HA-209	3½
	HA-210	4
¾" offset nipples (zinc alloy)		
 <p>CI8104 / CI8116</p>	CI8104	½
	CI8106	¾
	CI8108	1
	CI8110	1¼
	CI8112	1½
	CI8116	2
Flange plates		
 <p>FP-401 / FP-406</p>	FP-401 *	½
	FP-402 *	¾
	FP-403 *	1
	FP-404 *	1¼
	FP-405 *	1½
	FP-406 *	2

* Not CSA certified


Rigid conduit

Accessories and entrance heads




	Cat. no.	Trade size (in.)	Max. EMT dia. (in.)	Hole size (in.)
One-hole rigid straps (galvanized steel)				
 CI1203 / CI1216	CI1203	3/8	0.68	1/4
	CI1204	1/2	0.84	1/4
	CI1206	3/4	1.05	1/4
	CI1208	1	1.32	5/16
	CI1210	1 1/4	1.66	7/16
	CI1212	1 1/2	1.90	7/16
	CI1216	2	2.38	9/16
Two-hole rigid straps (galvanized steel)				
 CI1503 / CI1548	CI1503	3/8	0.68	3/16
	CI1504	1/2	0.84	3/16
	CI1506	3/4	1.05	3/16
	CI1508	1	1.32	3/16
	CI1510	1 1/4	1.66	1/4
	CI1512	1 1/2	1.90	1/4
	CI1516	2	2.38	9/32
	CI1520	2 1/2	2.88	3/8
	CI1524	3	3.50	3/8
	CI1528	3 1/2	4.00	1/2
	CI1532	4	4.50	1/2
	CI1540	5	5.56	1/2
	CI1548	6	6.63	1/2



	Cat. no.	Trade size (in.)
Service entrance heads (Cast aluminum)		
 CIEFA-1/2 / CIEFA-4	CIEFA-1/2	1/2
	CIEFA-3/4	3/4
	CIEFA-1	1
	CIEFA-1-1/4	1 1/4
	CIEFA-1-1/2	1 1/2
	CIEFA-2	2
	CIEFA-2-1/2	2 1/2
	CIEFA-3	3
	CIEFA-3-1/2	3 1/2
	CIEFA-4	4

Consult page 12 for technical specifications



	Cat. no.	Max. flex. conduit dia. (in.)	Hole size (in.)
One-hole double-sided strap (galvanized steel)			
 CI7538	CI7538*	1.05	3/16

* Any combination of 3/8 in., 1/2 in. and 3/4 in. EMT, rigid conduit, flexible conduit or teck cables