

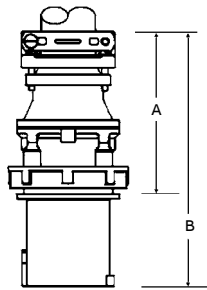
# Max-Gard interconnection systems

## Dimensions

### Male plug

Amp	A (in.)	B (in.)
30	4 <sup>3</sup> / <sub>4</sub>	7 <sup>7</sup> / <sub>8</sub>
60	5 <sup>1</sup> / <sub>2</sub>	9 <sup>5</sup> / <sub>8</sub>
100	6 <sup>1</sup> / <sub>2</sub>	10 <sup>5</sup> / <sub>8</sub>
200	9	13 <sup>3</sup> / <sub>4</sub>
400	12 <sup>5</sup> / <sub>8</sub>	17 <sup>5</sup> / <sub>8</sub>

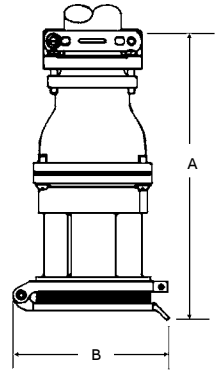
Diagram\*



### Connector

Amp	A (in.)	B (in.)
30	8 <sup>3</sup> / <sub>4</sub>	5 <sup>1</sup> / <sub>8</sub>
60	10	5 <sup>3</sup> / <sub>8</sub>
100	11 <sup>1</sup> / <sub>8</sub>	5 <sup>3</sup> / <sub>8</sub>
200	15	9 <sup>1</sup> / <sub>2</sub>
400	19 <sup>1</sup> / <sub>8</sub>	10 <sup>3</sup> / <sub>4</sub>

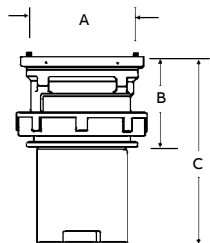
Diagram\*



### Male inlet

Amp	A (in.)	B (in.)	C (in.)
30	2 <sup>7</sup> / <sub>8</sub>	2 <sup>1</sup> / <sub>2</sub>	5 <sup>1</sup> / <sub>2</sub>
60	3 <sup>3</sup> / <sub>8</sub>	2 <sup>1</sup> / <sub>2</sub>	5 <sup>1</sup> / <sub>2</sub>
100	3 <sup>3</sup> / <sub>8</sub>	2 <sup>1</sup> / <sub>2</sub>	5 <sup>1</sup> / <sub>2</sub>
200	5 <sup>1</sup> / <sub>4</sub>	3 <sup>1</sup> / <sub>2</sub>	9 <sup>1</sup> / <sub>4</sub>
400	3 <sup>3</sup> / <sub>8</sub>	4 <sup>3</sup> / <sub>8</sub>	9 <sup>1</sup> / <sub>4</sub>

Diagram

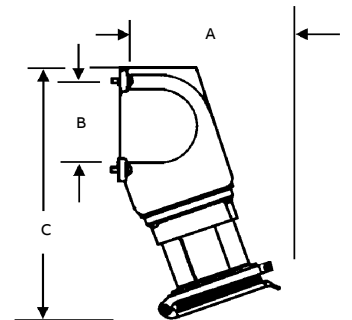


\* Flap covers shown –  
Screw covers available.  
On all, screw covers  
have nominal effect  
on outside dimensions.

### Receptacle with angle enclosure

Amp	A (in.)	B (in.)	C (in.)
30	6 <sup>3</sup> / <sub>8</sub>	3 <sup>3</sup> / <sub>8</sub>	9 <sup>7</sup> / <sub>8</sub>
60	7 <sup>1</sup> / <sub>8</sub>	4	11 <sup>1</sup> / <sub>8</sub>
100	7 <sup>1</sup> / <sub>2</sub>	4	11 <sup>3</sup> / <sub>8</sub>
200	-	-	-
400	-	-	-

Diagram



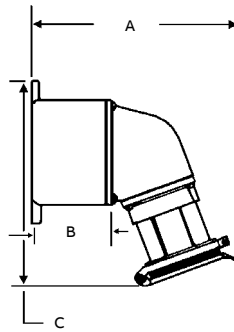
## Max-Gard interconnection systems

### Dimensions

#### Receptacle with angle adapter and DJB junction box

Amp	Dimensions (in.)		
	A (in.)	B (in.)	C (in.)
30	9 $\frac{1}{8}$	3	9 $\frac{5}{8}$
60	10 $\frac{1}{2}$	3	9 $\frac{3}{4}$
100	10 $\frac{3}{4}$	3 $\frac{3}{4}$	10
200	15 $\frac{3}{4}$	6 $\frac{5}{8}$	14 $\frac{5}{8}$
400	25 $\frac{1}{4}$	12	20 $\frac{3}{4}$

Diagram\*

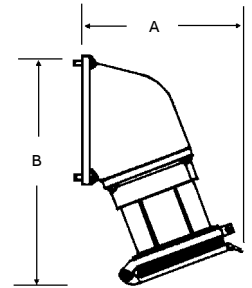


\* Flap covers shown — screw covers available. On all, screw covers have nominal effect on outside dimensions.

#### Receptacle with angle adapter

Amp	Dimensions (in.)	
	A (in.)	B (in.)
30	6 $\frac{1}{8}$	9 $\frac{5}{8}$
60	7 $\frac{1}{2}$	9 $\frac{3}{4}$
100	7	10
200	9 $\frac{1}{2}$	14 $\frac{3}{4}$
400	13 $\frac{1}{4}$	20 $\frac{3}{4}$

Diagram\*



#### Receptacle only

Amp	Dimensions (in.)	
	A (in.)	B (in.)
30	2 $\frac{7}{8}$	4 $\frac{1}{2}$
60	3 $\frac{3}{8}$	5 $\frac{1}{8}$
100	3 $\frac{5}{8}$	5 $\frac{3}{8}$
200	5 $\frac{1}{4}$	6 $\frac{5}{8}$
400	7	7 $\frac{1}{8}$

Diagram

