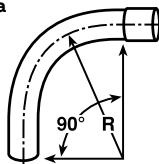


## Coudes de type DB/2



N° de cat.	Gros. nom. (po)	Rayon (po)	Qté/Ctn std
CPF9DJ-PD	2	24	1
CPF9DL-PD	3	24	1
CPF9DN-PD	4	24	1
CPF9DP-PD	5	24	1
CPF9FJ-PD	2	36	1
CPF9FL-PD	3	36	1
CPF9FN-PD	4	36	1
CPF9FP-PD	5	36	1
CPF9FR-PD	6	36	1
CPF9GP-PD	5	42	1
CPF9IJ-PD	2	60	1
CPF9IL-PD	3	60	1
CPF9IN-PD	4	60	1
CPF9IP-PD	5	60	1
CPF9IR-PD	6	60	1
CPF9BJO-PD	2	12	1
CPF9FJO-PD	2	36	1
CPF9FLO-PD	3	36	1
CPF9FNO-PD	4	36	1

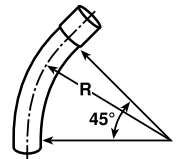
Schéma



Coudes à 90°

N° de cat.	Gros. nom. (po)	Rayon (po)	Qté/Ctn std
CPF7DJ-PD	2	24	1
CPF7DL-PD	3	24	1
CPF7DN-PD	4	24	1
CPF7FJ-PD	2	36	1
CPF7FL-PD	3	36	1
CPF7FN-PD	4	36	1
CPF7FR-PD	6	36	1
CPF7GP-PD	5	42	1
CPF7IN-PD	4	60	1
CPF7IP-PD	5	60	1
CPF7IR-PD	6	60	1

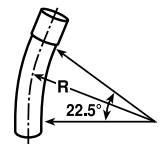
Schéma



Coudes à 45°

N° de cat.	Gros. nom. (po)	Rayon (po)	Qté/Ctn std
CPF5DJ-PD	2	24	1
CPF5DL-PD	3	24	1
CPF5DN-PD	4	24	1
CPF5FL-PD	3	36	1
CPF5FN-PD	4	36	1
CPF5GP-PD	5	42	1
CPF5IN-PD	4	60	1

Schéma



Coudes à 22-1/2°