
PMAJACK Plastic and metal braids

General technical details

Bundling and abrasion protection. Polyamide, polyester and steel braids – an alternative way to bundle and protect electrical cables.

Plastic braids manufactured from polyester and polyamide filaments – the other alternative solution for protecting and bundling cables.

This PMA cable protection system provides simple bundling and abrasion protection for cables and wires.

Various braid types to fulfill different requirements complimented by a range of braid terminations for simple and clean assembly.

Material

- Braids made from polyamide 6.6 or polyester
- Terminations made from PA 6, aluminium or brass
- Free from halogens, REACH + RoHS compliant

Characteristics

- Flammability of braids:
 - polyamide 6.6 UL 94 V2,
 - polyester UL 94 V0
- Braid design: Following DIN 65 164 part 1+2
- EN 45545-2 HL3






Plastic braided hoses

Type F.66 & C.66

Type F.66 - Braided hose


	Order no. black	Order no. grey	NW	Fits to termination	Weight nom. per 100 m (kg)	Operative range min. Ø (mm)	Operative range max. Ø (mm)
	F.66.04SW	F.66.04GR	4	-	0.4	3.0	7.0
	F.66.06SW	F.66.06GR	6	SRER-06	0.6	5.0	8.0
	F.66.08SW	F.66.08GR	8	SRER-06	0.8	7.0	10.0
	F.66.10SW	F.66.10GR	10	SRER-06	1.0	9.0	13.0
	F.66.12SW	F.66.12GR	12	SRER-06	1.4	11.0	16.0
	F.66.16SW	F.66.16GR	16	SRER-16	1.7	15.0	21.0
	F.66.20SW	F.66.20GR	20	SRER-16	2.0	20.0	26.0
	F.66.25SW	F.66.25GR	25	SRER-21/SRER-29	2.4	24.0	31.0
	F.66.30SW	F.66.30GR	30	SRER-21/SRER-29	3.5	28.0	38.0
	F.66.40SW	F.66.40GR	40	SRER-29	4.2	38.0	49.0
	F.66.50SW	F.66.50GR	50	SREV-40/SRER-50	5.1	48.0	65.0
	F.66.70SW	F.66.70GR	70	SREV-40/SRER-50	4.9	48.0	85.0

Approvals



Monofile Ø: 0.28mm for increased abrasion properties
 Coverage: >90%
 Polyamide 6.6
 Specifications: DIN 5510 (S4/SR2/ST2), UL-File E 125 619, EN45545-2 HL3
 Temperature range: -55°C to +135°C, short-term to +160°C

Type C.66 - Braided hose


	Order no. black	Order no. grey	NW	Fits to termination	Weight nom. per 100 m (kg)	Operative range min. Ø (mm)	Operative range max. Ø (mm)
	C.66.10SW	C.66.10GR	10	SRER-06	0.7	8.0	14.0
	C.66.12SW	C.66.12GR	12	SRER-06/SRER-16	0.9	9.0	18.0
	C.66.16SW	C.66.16GR	16	SRER-06/SRER-16	1.2	11.0	22.0
	C.66.20SW	C.66.20GR	20	SRER-16/SRER-21	1.4	14.0	26.0
	C.66.25SW	C.66.25GR	25	SRER-16/SRER-21	1.4	18.0	28.0
	C.66.30SW	C.66.30GR	30	SRER-21/SRER-29	2.5	25.0	43.0
	C.66.40SW	C.66.40GR	40	SRER-29	2.5	30.0	52.0
	C.66.45SW	-	45	SREV-40/SRER-50	4.0	40.0	73.0

Monofile Ø: 0.28mm for increased abrasion properties
 Coverage: >75%
 Polyamide 6.6
 Specifications: DIN 5510 (S4/SR2/ST2), EN45545-2 HL3
 Temperature range: -55°C to +135°C, short-term to +160°C

Plastic braided hoses

Type L.66 & F.PX

Type L.66 - Braided hose

	Order no. black	Order no. grey	NW	Fits to termination	Weight nom. per 100 m (kg)	Operative range min. Ø (mm)	Operative range max. Ø (mm)
L.66	L.66.04SW	L.66.04GR	04	–	0.4	4.0	5.0
	L.66.08SW	L.66.08GR	08	SRER-06	0.5	5.0	10.0
	L.66.10SW	L.66.10GR	10	SRER-06	0.8	7.0	13.0
	L.66.16SW	L.66.16GR	16	SRER-16	0.9	11.0	20.0
	L.66.20SW	L.66.20GR	20	SRER-16	1.4	17.0	33.0
	L.66.25SW	L.66.25GR	25	SRER-21/SRER-29	1.5	21.0	34.0
	L.66.30SW	L.66.30GR	30	SRER-21/SRER-29	1.8	25.0	45.0
	L.66.40SW	L.66.40GR	40	SRER-29	1.9	31.0	55.0
	L.66.50SW	L.66.50GR	50	SREV-40/SRER-50	3.2	58.0	70.0

Monofile Ø: 0.25mm


Coverage: > 65%

Polyamide 6.6

Specifications: DIN 5510 (S4/SR2/ST2), NF F 16-101/102 (I3/F2), EN45545-2 HL3

Temperature range: –55°C to +135°C, short-term to +160°C

Type F.PX - Braided hose

	Order no. grey	NW	Fits to termination	Weight nom. per 100 m (kg)	Operative range min. Ø (mm)	Operative range max. Ø (mm)
F.PX	F.PX.04GR	04	–	0.3	3.0	7.0
	F.PX.06GR	06	SRER-06	0.5	5.0	8.0
	F.PX.08GR	08	SRER-06	0.7	7.0	10.0
	F.PX.10GR	10	SRER-06	0.8	9.0	13.0
	F.PX.12GR	12	SRER-06	1.1	11.0	16.0
	F.PX.16GR	16	SRER-16	1.3	15.0	21.0
	F.PX.20GR	20	SRER-16/SRER-21	1.5	20.0	26.0
	F.PX.25GR	25	SRER-16/SRER-21	2.0	24.0	31.0
	F.PX.30GR	30	SRER-21/SRER-29	2.9	28.0	38.0
	F.PX.40GR	40	SREV-40	3.1	38.0	49.0

Monofile Ø: 0.28mm for increased abrasion properties

Coverage: > 90%

Polyester


Specifications: DIN 5510 (S4/SR2/ST2), NF F 16-101/102 (I3/F2), EN45545-2 HL3

Temperature range: –50°C to +120°C, short-term to +150°C

Plastic braided hoses

Type L.PX & G.PX

Type L.PX - Braided hose

	Order no. black	Order no. grey	NW	Fits to termination	Weight nom. per 100m (kg)	Operative range min. Ø (mm)	Operative range max. Ø (mm)
L.PX	L.PX.04SW	L.PX.04GR	04	-	0.4	3.0	8.0
	L.PX.08SW	L.PX.08GR	08	SRER-06	0.5	5.0	10.0
	L.PX.10SW	L.PX.10GR	10	SRER-06	0.7	7.0	14.0
	L.PX.16SW	L.PX.16GR	16	SRER-16	0.8	11.0	20.0
	L.PX.20SW	L.PX.20GR	20	SRER-16	1.2	19.0	28.0
	L.PX.25SW	L.PX.25GR	25	SRER-21/SRER-29	1.4	21.0	34.0
	L.PX.30SW	L.PX.30GR	30	SRER-21/SRER-29	1.7	25.0	40.0
	L.PX.40SW	L.PX.40GR	40	SRER-29	1.7	31.0	55.0
	L.PX.50SW	L.PX.50GR	50	SREV-40/SRER-50	2.7	40.0	68.0

Monofile Ø: 0.22mm


Coverage: > 65%

Polyester

Specifications: DIN 5510 (S4/SR2/ST2), NF F 16-101/102 (I1/F2), EN45545-2 HL3

Temperature range: -50°C to +120°C, short-term to +150°C

Type G.PX - Braided hose

	Order no. black	NW	Packing unit PU/m	Weight nom. per 100m (kg)	Recommended range	
					min. Ø (mm)	max. Ø (mm)
G.PX	G.PX.05SW	05	25	1.6	4.5	5.5
	G.PX.08SW	08	25	2.0	7.0	9.0
	G.PX.10SW	10	25	2.3	9.0	11.0
	G.PX.13SW	13	25	2.5	11.5	13.0
	G.PX.16SW	16	25	3.4	14.5	17.5
	G.PX.19SW	19	25	3.8	17.0	21.0
	G.PX.25SW	25	25	4.8	22.5	27.5
	G.PX.29SW	29	25	5.3	26.0	32.0
	G.PX.32SW	32	25	6.1	29.0	35.0
	G.PX.38SW	38	25	8.3	34.0	42.0
	G.PX.50SW	50	25	8.7	45.0	55.0

Open, self winding construction

For retrofit installation

Overlapping: 90° (+40°/-25°)

Polyester


Specifications: DIN 5510 (S4/SR2/ST2), NF F 16-101/102 (I3/F2), EN45545-2 HL3

Temperature range: -55°C to +150°C

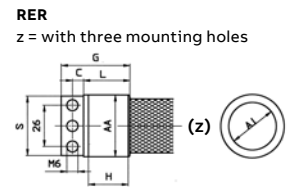
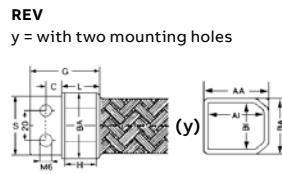
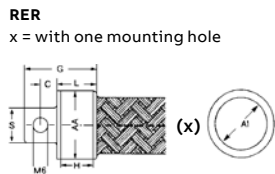
Braid terminations, connectors

Type RER/REV

Type RER/REV - Braid termination

	Order no. grey	NW	AI (mm)	AA (mm)	BI (mm)	BA (mm)	H (mm)	L (mm)	G (mm)	S (mm)	C (mm)
	SRER-06 (x)	06	6.5	13	-	-	13	21	33	13	6
	SRER-16 (x)	16	16	24	-	-	15	25	39	15	7
	SRER-21 (x)	21	22	32	-	-	20	29	43	15	7
	SRER-29 (z)	29	30	40	-	-	18	29	43	39	7
	SRER-50 (z)	50	50	61	-	-	18	29	43	50	7
	SREV-40 (y)	40	47	58	34	44	20	24	44	38	10

For termination and fixation of plastic braided hoses
 Suitable for: F.66, C.66, L.66, F.PX, L.PX braids
 Polyamide 6
 For exact braid and termination fitting configuration please refer to PMAJACK data sheets



Braid terminations, connectors

Type BREIR & MREIR

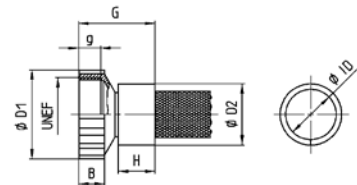


Type BREIR - Connector for plastic braids, female thread

Order no. black	NW	Thread size UNEF	Fits to PMAJACK			Ø ID (mm)	Ø D1 (mm)	B (mm)	G (mm)	g (mm)	H (mm)	Ø D2 (mm)
			F.66	C.66 F.PX	L.66 L.PX							
BREIR-U2916	16	1 3/16-18	12-20	12-25	16-25	36.2	20.5	10.5	36.5	9	15	25
BREIR-U3516	16	1 7/16-18	12-20	12-25	16-25	42.5	20.5	11.5	37.5	9	15	25

For round connectors
 Suitable for: F.66, C.66, L.66, F.PX, L.PX braids
 Polyamide 6

BREIR

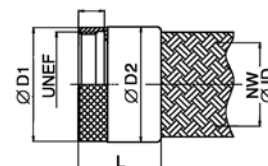


Type MREIR - Connector for plastic braids, female thread

Order no. grey	NW	Thread size UNEF	Fits to PMAJACK			g (mm)	Ø D1 (mm)	Ø D2 (mm)	L (mm)	Ø ID (mm)
			F.66	C.66	F.PX					
MREIR-U3529	29	1 7/16-18	25-40	30+40	25-40	29	40.0	40.5	37.5	30.0

For round connectors
 Suitable for: F.66, C.66, L.66, F.PX, L.PX braids
 Black anodized aluminium


MREIR



Stainless steel braids, tools

Type F.304, PMA-Tie-tool & HSG

Type F.304 - Stainless steel braided hose

	Order no.	Braid specification	Fits to conduit size NW	Operative range min. Ø (mm)	Operative range max. Ø (mm)
	F.304.10	24 x 7 x 0.3	10	10.0	18.0
	F.304.12	24 x 8 x 0.3	12	10.0	24.0
	F.304.17	24 x 12 x 0.3	17	15.0	28.0
	F.304.23	36 x 9 x 0.3	23	21.0	34.0
	F.304.29	36 x 11 x 0.3	29	25.0	40.0
	F.304.36	36 x 9 x 0.4	36	32.0	47.0
	F.304.48	48 x 10 x 0.4	48	55.0	80.0

Surface coverage: >90%

Temperature range: -70°C to +1000°C

Type PMA-Tie-tool - Clamping tool for metal cable ties

	Order no.	For PMA-Tie-tool width (mm)
PMA-Tie-tool	PMA-Tie-tool	6.35



Handtool, self locking for speedy application
 Allows easy strapping of metal cable ties "Band-It"
 For long lasting fixation without deformation
 Stainless steel
 Colour: Black

Type HSG - Hot cutting tool

	Order no.	Order no. Spare cutting tape
HSG	HSG-00	HSG-00-SB




For quick and easy cutting of plastic braidings
 Smallest hot cutting tool for permanent use
 With fixed edge (working area 30mm)
 Voltage: 230 V-50 Hz (115 V-60 Hz)
 Performance: 40W
 Length of the connecting lead: 2m

Connectors, adapters

Type VEMD

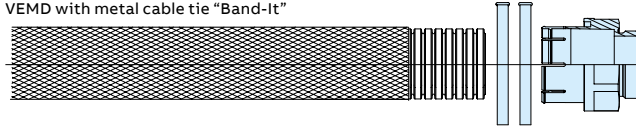
Type VEMD - Connector for overbraided conduit, metric/PG metal thread

	Order no. with jubilee clip	Thread metric	Fits to conduit size		Outside Ø x Length (mm)
			NW	Metric	
	MVEMD-M406/01	40 x 1.5	36	40	55.0 x 59.0
	MVEMD-M508/01	40 x 1.5	48	50	65.0 x 62.0
	MVEMD-M6356/01	63 x 1.5	56	68	80.0 x 72.0

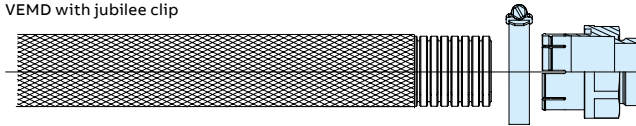
	Order no. with jubilee clip	Thread PG	Fits to conduit size		Outside Ø x Length (mm)
			NW	Metric	
	MVEMD-P4856/01	48	56	68	80.0 x 72.0

Nickel-plated aluminium
IP66 up to IP68 on request

VEMD with metal cable tie "Band-It"



VEMD with jubilee clip



Content of delivery includes blue marked products.

Connectors, adapters

Type VEMD-RER

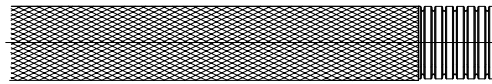
Type VEMD-RER - Adapter for overbraided conduit

	Order no. with Band-It *	Order no. with jubilee clip	Fits to conduit size		Width x Height x Length (mm)
			NW	Metric	
VEMD-RER	MVEMD-RER6	MVEMD-RER6/01	36	40	54.0 x 54.0 x 53.0
	MVEMD-RER8	-	48	50	66.0 x 66.0 x 53.0

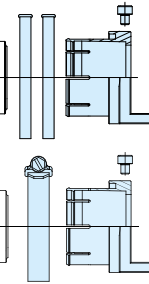


*Metal cable tie
Nickel-plated aluminium
IP66 on conduit side

VEMD-RER with metal cable tie "Band-It"



VEMD-RER with jubilee clip



Content of delivery includes
blue marked products.